



**House of Assembly Management Commission
Agenda**

Date: March 30, 2026
Time: 9:30 a.m.
Location: HOA Committee Room

Televised

1. Approval of minutes:
 - a. December 9, 2025;
 - b. February 19, 2026;
 - c. February 23, 2026.
2. Reports:
 - a. Speaker's report – rulings on allowance use;
 - b. Financial reports – 31 December 2025.
3. Approval for payment of invoices.
4. Ratification of urgent budget transfer.
5. Approval of audited financial statements of Legislature – FY ended 31 March 2025.
6. Audited financial statements of Office of the Auditor General – FY ended 31 March 2025.
7. Appointment of auditor for Legislature – FY ended 31 March 2026.



**House of Assembly
Newfoundland and Labrador**

**Minutes of the House of Assembly
Management Commission**

Date: December 9, 2025

Location: HOA Committee Room

Time: 1 p.m.

Members Present:

Hon. Paul Lane, Speaker (Chair)

Hon. Lisa Dempster, Official Opposition House Leader

Riley Balsom, MHA (PC), Carbonear - Trinity - Bay de Verde

Jim Dinn, MHA (NDP), St. John's Centre (1:13 p.m.)

Hon. Jamie Korab, MHA (LIB), Waterford Valley

Hon. Barry Petten, MHA (PC), Conception Bay South (1:16 p.m. – 1:58 p.m.)

Kim Hawley George, KC, Clerk of the House of Assembly/Secretary to the Commission

Other

Bobbi Russell, Principal Clerk of Committees

Regrets

Hon. Lloyd Parrott, Government House Leader

As required by the *House of Assembly Accountability, Integrity and Administration Act*, the Chair reported decisions from *in camera* meetings held on January 27, March 12, March 19, April 16, May 21 and September 10, 2025. Details of decisions made at those meetings were included with the Minutes circulated to the Commission for approval and posted on the House of Assembly website.

CM 2025-019 The Commission approved the Minutes of the meetings held on January 27, March 12, March 19, April 16, May 21, and September 10, 2025.

CM 2025-020 The Commission approved the revised Minutes of October 22, 2024.

The Speaker presented a report of rulings on allowance use, in accordance with Section 24 of the *House of Assembly Accountability, Integrity and Administration Act*. Since the last report, the Commission issued rulings to reimburse expenditures as follows:

Fogo Island - Cape Freels	\$140.05 & \$459.96
Mount Scio	\$15.60
Mount Pearl - Southlands	\$57.32 & \$250.00

Torngat Mountains	\$3,990.59, \$3,192.48, \$3,018.09, \$3,311.88, \$3,223.19, \$3,093.03, \$1,425.50, \$2,875.11, \$1,159.70
Waterford Valley	\$270.00
Labrador West	\$17.25 & \$17.25
Carbonear - Trinity - Bay de Verde	\$79.38
St. John's East - Quidi Vidi	\$150.00
Humber - Gros Morne	\$27.17
Lewisporte - Twillingate	\$591.65
Grand Falls-Windsor - Buchans	\$100.00

As required by the *House of Assembly Accountability, Integrity and Administration Act*, financial reports of the Legislature, as well as actual expenditures of Members, were presented to the Commission for the periods ending March 31, 2025; June 30, 2025 and September 30, 2025.

Annual expenditure reports as required by the Caucus Operational Funding Grants Policy for the period from April 1, 2023 to March 31, 2024 were presented to the Commission for the Government Members' caucus, Official Opposition caucus, Third Party caucus, Office of the Speaker and unaffiliated Members.

The annual report of budget transfers as required by the House of Assembly Transfer of Funds Policy for the period from April 1, 2024 to March 31, 2025 was presented to the Commission.

CM 2025-021 The Commission ratified the following transfer of funds in accordance with Section 5 of the Transfer of Funds Policy:

From:

Subdivision 1.1.04.01 Members' Resources – Salaries
\$218,000

To:

Subdivision 5.1.01.01 Office of the Child and Youth Advocate – Salaries
\$218,000

CM 2025-022 The Commission approved payment of expenses in the amount of \$39.61 for leased office accommodation expenses for the District of St. George's - Humber for the 2024-25 fiscal year, with the expenses to be charged to the applicable allocation for the current fiscal year (2025-26).

CM 2025-023 The Commission appointed the Member for Carbonear - Trinity - Bay de Verde and the Member for Cartwright - L'Anse au Clair as members of the Audit Committee, effective immediately.

CM 2025-024 The Commission designated the Member for Carbonear - Trinity - Bay de Verde as Chair of the Audit Committee, effective immediately.

The Commission recessed briefly to transition to an *in camera* meeting.

The Commission, at an *in camera* meeting, directed the following:

- a. That Ian Tucker be appointed as Law Clerk and Parliamentary Counsel in an acting capacity effective December 15, 2025 for a period not exceeding 12 months or until the position is filled on a permanent basis;
- b. That the salary be confirmed at Solicitor V, Step 9 (\$186,762), as well as the payment of annual fees for the Law Society of Newfoundland and Labrador.

The Commission, at an *in camera* meeting, confirmed the classification of HL-18 for the position of Business Manager in the Office of the Information and Privacy Commissioner and title change to Manager of Administration and Operations, as recommended by the House of Assembly Classification Review Committee.

The Commission, at an *in camera* meeting, confirmed the following for positions in the Office of the Chief Electoral Officer, as recommended by the House of Assembly Classification Review Committee:

- a. The classification of HL-25 for the position of Communications and Training Officer;
- b. The classification of HL-27 for the position of Manager of Voter Registry and title change to Director of IT and Voter Registry;
- c. The classification of GL-11 for the position of Election Warehouse Clerk and title change to Election Warehouse Supervisor.

The Commission, at an *in camera* meeting, confirmed the following classifications for positions in the House of Assembly Service as recommended by the House of Assembly Classification Review Committee:

- a. The classification of HL-25 for the position of Policy and Communications Analyst;
- b. The classification of HL-25 for the positions of Committee Analyst (permanent), with discretion to the Principal Clerk of Committees to assign a classification of HL-23 when filling one or both of the positions on a temporary/developmental opportunity basis;
- c. The classification of GL-19 for the positions of Payroll Administrator and Assistant Payroll Administrator, and title change for both positions to Legislative Compensation and Benefits Coordinator.

Adjournment: 2:28 p.m.

Paul Lane
Speaker (Chair)

Kim Hawley George, KC
Clerk of the House of Assembly (Secretary to the Commission)



**House of Assembly
Newfoundland and Labrador**

**Minutes of the House of Assembly
Management Commission**

Date: February 19, 2026

Location: Videoconference

Time: 4 p.m.

Members Present:

Hon. Paul Lane, Speaker (Chair)

Hon. Lisa Dempster, Official Opposition House Leader

Riley Balsom, MHA (PC), Carbonear - Trinity - Bay de Verde

Jim Dinn, MHA (NDP), St. John's Centre

Hon. Jamie Korab, MHA (LIB), Waterford Valley

Kim Hawley George, KC, Clerk of the House of Assembly/Secretary to the Commission

Other

Bobbi Russell, Principal Clerk of Committees

Regrets

Hon. Lloyd Parrott, Government House Leader

Hon. Barry Petten, MHA (PC), Conception Bay South

The Commission deferred a decision respecting an acting appointment for the Sergeant-at-Arms pending receipt of additional information.

Adjournment: 4:53 p.m.

Paul Lane
Speaker (Chair)

Kim Hawley George, KC
Clerk of the House of Assembly (Secretary to the Commission)



**House of Assembly
Newfoundland and Labrador**

**Minutes of the House of Assembly
Management Commission**

Date: February 23, 2026

Location: Videoconference

Time: 10 a.m.

Members Present:

Hon. Paul Lane, Speaker (Chair)

Hon. Lloyd Parrott, Government House Leader

Riley Balsom, MHA (PC), Carbonear - Trinity - Bay de Verde (10:26 a.m.)

Hon. Barry Petten, MHA (PC), Conception Bay South

Kim Hawley George, KC, Clerk of the House of Assembly/Secretary to the Commission

Other

Bobbi Russell, Principal Clerk of Committees

Regrets

Hon. Lisa Dempster, Official Opposition House Leader

Jim Dinn, MHA (NDP), St. John's Centre

Hon. Jamie Korab, MHA (LIB), Waterford Valley

The Commission, at an *in camera* meeting, concurred in the appointment of Alex Brennan as Sergeant-at-Arms in an acting capacity effective March 2, 2026, for a period not exceeding 12 months or until a resolution for the permanent appointment is brought to the House of Assembly. The Commission further confirmed the salary at HL-17 per annum, pro-rated.

Adjournment: 10:12 a.m.

Paul Lane
Speaker (Chair)

Kim Hawley George, KC
Clerk of the House of Assembly (Secretary to the Commission)



**House of Assembly
Newfoundland & Labrador**

To: House of Assembly Management Commission

From: Speaker of the House of Assembly

Date: March 25, 2026

Subject: Rulings on Allowance Use

The process for rulings on allowance use is outlined in Section 24 of the *House of Assembly Accountability, Integrity and Administration Act* (the Act). The Act gives authority for the Speaker to make rulings on allowance use of Members provided that the ruling also receives concurrence of the Management Commission.

The following provides details with respect to all such rulings concurred in by the Commission since the last report.

DISTRICT	MEMBER	AMOUNT	DETAILS
Harbour Grace - Port de Grave	Pam Parsons	\$200.00	Expenditures initially rejected for payment because they were not submitted within 30 days of the end of the fiscal year as required under subsection 7(2) of the <i>Members' Resources and Allowances Rules</i> (the Rules). The expenditures are in compliance with all other provisions of the Rules.
Fogo Island - Cape Freels	Jim McKenna	\$60.00	Expenditures initially rejected for payment because they were not submitted within 60-days of being made. These expenditures are in compliance with all other provisions of the <i>Members' Resources and Allowances Rules</i> .
Windsor Lake	John Hogan	\$428.18	Expenditures initially rejected for payment because they were not submitted within 30 days of the end of the fiscal year as required under subsection 7(2) of the

DISTRICT	MEMBER	AMOUNT	DETAILS
			Members' Resources and Allowances Rules (the Rules). The expenditures are in compliance with all other provisions of the Rules.
St. George's - Humber	Hal Cormier	\$467.96	Expenditures initially rejected for payment because they were not submitted within 60-days of being made. These expenditures are in compliance with all other provisions of the <i>Members' Resources and Allowances Rules</i> .
St. John's Centre	Jim Dinn	\$138.00	Expenditures initially rejected for payment because they were not submitted within 60-days of being made. These expenditures are in compliance with all other provisions of the <i>Members' Resources and Allowances Rules</i> .
Humber - Gros Morne	Mike Goosney	\$314.81	Expenditures initially rejected for payment because they were not submitted within 60-days of being made. These expenditures are in compliance with all other provisions of the <i>Members' Resources and Allowances Rules</i> .
Mount Scio	Sarah Stoodley	\$185.44	Expenditures initially rejected for payment because they were not submitted within 60-days of being made. These expenditures are in compliance with all other provisions of the <i>Members' Resources and Allowances Rules</i> .
Waterford Valley	Jamie Korab	\$56.96	Expenditures initially rejected for payment because they were not submitted within 60-days of being made. These expenditures are in compliance with all other provisions of the <i>Members' Resources and Allowances Rules</i> .
Mount Pearl - Southlands	Paul Lane	\$35.00	Expenditures initially rejected for payment because they were not submitted within 60-days of being made. These expenditures are in compliance with all other provisions of the <i>Members' Resources and Allowances Rules</i> .

**House of Assembly Management Commission
Briefing Note**

Title: Financial Reports

Issue: Review of financial reports for the period April 1, 2025 to December 31, 2025.

Background:

- Paragraph 20(5)(a) of the *House of Assembly Accountability, Integrity and Administration Act* (the Act) states that the Management Commission shall “regularly, and at least quarterly, review the financial performance of the House of Assembly as well as the actual expenditures of members compared with approved allocations.”
- The details of the financial performance of the Legislature are attached, as follows:
 1. Statements of Revenue and Expenditure for the period ended December 31, 2025; and
 2. Actual expenditures compared with the approved allocations for each MHA for the periods ended December 31, 2025.
- The reports noted in #1 above show the actual expenditures and revenues for that fiscal year, as well as all known savings or overruns over budgeted amounts and explanations for significant amounts.

Analysis:

Legal Consultation:

Not applicable

Internal Consultation(s):

Not applicable

External Consultation(s):

Not applicable

Comparison to Government Policy:

Not applicable

Financial Impact:

Not applicable

Legislative Impact:

Not applicable

Options:

- Not applicable – for reporting purposes only.

Status:

- Not applicable.

Action Required:

- For reporting purposes only – no decision required.

Drafted by: Wanda Lee Mercer
Date: March 24, 2026

Approved by: Kim Hawley George, KC

Attachments:

1. Financial reports – period ended 31 December 2025.



LEGISLATURE (excluding The Office of the Auditor General)
STATEMENT OF REVENUE AND EXPENDITURE
For the Period 1 April 2025 to 31 December 2025
Unaudited

	Original Estimates	Operating Budget	Expenditures Plus Encumbrances & Revenues	Projected Total Expenditures & Revenue	Projected Savings (Over- runs) from Original Budget		Projected Savings (Over- runs) from Operating Budget
1.1.01. ADMINISTRATIVE SUPPORT							
01. Salaries	1,887,000	1,887,000	1,371,776	1,856,400	30,600	1	30,600
Operating Accounts:							
<i>Employee Benefits</i>	4,500	8,200	8,199	8,500	(4,000)	2	(300)
<i>Transportation and Communications</i>	59,400	59,400	46,267	54,400	5,000	3	5,000
<i>Supplies</i>	36,200	42,600	41,089	46,200	(10,000)	4	(3,600)
<i>Professional Services</i>	88,500	89,500	89,444	89,500	(1,000)	5	-
<i>Purchased Services</i>	96,400	93,000	64,763	88,100	8,300	6	4,900
						7	
<i>Property, Furnishings and Equipment</i>	92,500	92,500	57,757	77,500	15,000		15,000
02. Operating Accounts	377,500	385,200	307,520	364,200	13,300		21,000
	2,264,500	2,272,200	1,679,296	2,220,600	43,900		51,600
02. Revenue - Provincial		-	(1,738)	(1,800)	1,800	8	1,800
Total: Administrative Support	2,264,500	2,272,200	1,677,557	2,218,800	45,700		53,400

1. Projected savings due to temporary vacancies and hiring on a lower level.
2. Projected overruns as expenditures for conferences and other fees higher than anticipated.
3. Projected savings due to less travel than anticipated.
4. Projected overruns as software costs are higher than anticipated.
5. Projected overruns due to higher consulting services than anticipated.
6. Projected savings as metering, training and other purchased services less than anticipated.
7. Projected savings as furniture and equipment expenditures are less than anticipated.
8. Mainly related to repayment of postage and a salary overpayment.



LEGISLATURE (excluding The Office of the Auditor General)
STATEMENT OF REVENUE AND EXPENDITURE
For the Period 1 April 2025 to 31 December 2025
Unaudited

	Original Estimates	Operating Budget	Expenditures Plus Encumbrances & Revenues	Projected Total Expenditures & Revenue	Projected Savings (Over- runs) from Original Budget		Projected Savings (Over- runs) from Operating Budget
1.1.02. LEGISLATIVE LIBRARY, PROCEEDINGS SUPPORT AND RESEARCH, RECORDS MANAGEMENT, AND HANSARD							
01. Salaries	1,207,500	1,207,500	881,050	1,167,500	40,000	1	40,000
Operating Accounts:							
<i>Employee Benefits</i>	1,200	1,200	835	1,300	(100)	2	(100)
<i>Transportation and Communications</i>	10,500	10,500	4,282	4,500	6,000	3	6,000
<i>Supplies</i>	113,900	113,900	110,233	113,900	-		-
<i>Purchased Services</i>	6,000	6,000	2,602	6,000	-		-
<i>Property, Furnishings and Equipment</i>					-		-
02. Operating Accounts	131,600	131,600	117,953	125,700	5,900		5,900
Total: Legislative Library, Proceedings Support and Research, Records Management, and Hansard	1,339,100	1,339,100	999,003	1,293,200	45,900		45,900

1. Projected savings due to temporary vacancies and hiring on a lower level partially offset by reclassification and retro payments.

2. Projected overruns as expenditures for conferences and other fees higher than anticipated.

3. Projected savings due to less travel than anticipated.



LEGISLATURE (excluding The Office of the Auditor General)
STATEMENT OF REVENUE AND EXPENDITURE
For the Period 1 April 2025 to 31 December 2025
Unaudited

	Original Estimates	Operating Budget	Expenditures Plus Encumbrances & Revenues	Projected Total Expenditures & Revenue	Projected Savings (Over- runs) from Original Budget	Projected Savings (Over- runs) from Operating Budget
1.1.03. COMMITTEES, POLICY AND COMMUNICATIONS						
01. Salaries	650,900	650,900	483,465	774,600	(123,700) ¹	(123,700)
Operating Accounts:						
<i>Employee Benefits</i>	1,300	1,300	1,300	1,300	-	-
<i>Transportation and Communications</i>	54,800	54,800	8,111	9,800	45,000 ²	45,000
<i>Supplies</i>	9,200	9,200	3,190	6,700	2,500 ³	2,500
<i>Professional Services</i>	-	-	-	-	-	-
<i>Purchased Services</i>	91,000	91,000	80,724	91,000	-	-
<i>Property, Furnishings and Equipment</i>	10,000	10,000	4,005	10,000	-	-
02. Operating Accounts	166,300	166,300	97,331	118,800	47,500	47,500
	817,200	817,200	580,796	893,400	(76,200)	(76,200)
02. Revenue - Provincial	-	-	-	-	-	-
Total: Committees, Policy and Communications	817,200	817,200	580,796	893,400	(76,200)	(76,200)

1. Projected overruns due to reclassifications and retro payments.

2. Projected savings due to less travel than anticipated.

3. Projected savings due to less office supplies than anticipated.



LEGISLATURE (excluding The Office of the Auditor General)
STATEMENT OF REVENUE AND EXPENDITURE
For the Period 1 April 2025 to 31 December 2025
Unaudited

	Original Estimates	Operating Budget	Expenditures Plus Encumbrances & Revenues	Projected Total Expenditures & Revenue	Projected Savings (Over- runs) from Original Budget	Projected Savings (Over- runs) from Operating Budget
1.1.04. MEMBERS' RESOURCES						
01. Salaries	7,121,800	7,139,400	5,346,809	7,384,600	(262,800) ¹	(245,200)
Operating Accounts:						
<i>Transportation and Communications</i>	5,200	40,600	28,492	40,600	(35,400) ²	-
<i>Supplies</i>	-	-	-	-	-	-
<i>Professional Services</i>	-	-	-	-	-	-
<i>Purchased Services</i>	10,000	16,100	15,922	16,300	(6,300) ³	(200)
02. Operating Accounts	15,200	56,700	44,414	56,900	(41,700)	(200)
09. Allowances and Assistance	2,360,900	2,360,900	845,983	1,130,900	1,230,000	1,230,000
10. Grants and Subsidies	3,500	3,500	2,117	2,600	900	900
	9,501,400	9,560,500	6,239,322	8,575,000	926,400	985,500
02. Revenue - Provincial	-	-	(82,388)	(82,400)	82,400 ⁴	82,400
Total: Members' Resources	9,501,400	9,560,500	6,156,933	8,492,600	1,008,800	1,067,900

1. Projected overruns due to payout of Severance/Transitional Allowance for retiring Members partially offset by decrease of two private members.
2. Projected overruns as expenditures for travel related to mandatory training for newly elected MHA's and their Constituency Assistants higher than anticipated due to General Election 2025.
3. Projected overruns due to unbudgeted costs of mandatory training for newly elected Members.
4. Revenue mainly related to the repayment of operational funding grants upon dissolution.



LEGISLATURE (excluding The Office of the Auditor General)
STATEMENT OF REVENUE AND EXPENDITURE
For the Period 1 April 2025 to 31 December 2025
Unaudited

	Original Estimates	Operating Budget	Expenditures Plus Encumbrances & Revenues	Projected Total Expenditures & Revenue	Projected Savings (Over- runs) from Original Budget		Projected Savings (Over- runs) from Operating Budget
1.1.05. HOUSE OPERATIONS							
01. Salaries	220,200	220,200	143,701	180,200	40,000	1	40,000
Operating Accounts:							
<i>Employee Benefits</i>	5,900	5,900	700	-	5,900	2	5,900
<i>Transportation and Communications</i>	125,000	76,000	13,310	16,000	109,000	3	60,000
<i>Supplies</i>	14,500	14,500	11,023	11,500	3,000	4	3,000
<i>Professional Services</i>	3,900	3,900	720	1,500	2,400	5	2,400
<i>Purchased Services</i>	41,500	41,500	38,680	40,000	1,500		1,500
<i>Property, Furnishings and Equipment</i>	1,700	1,700	-	-	1,700		1,700
02. Operating Accounts	192,500	143,500	64,433	69,000	123,500		74,500
10. Grants and Subsidies	11,800	11,800	2,871	11,800	-		-
	424,500	375,500	211,005	261,000	163,500		114,500
02. Revenue - Provincial	-	-	(28,866)	(28,900)	28,900	6	28,900
Total: House Operations	424,500	375,500	182,140	232,100	192,400		143,400

1. Projected savings due to temporary vacancies and hiring on a lower level.

2. Projected savings as conference registration fees less than anticipated.

3. Projected savings due to less travel than anticipated.

4. Projected savings due to less office supplies than anticipated.

5. Projected savings as consulting services less than anticipated

6. Revenue related to funds received from Commonwealth Parliamentary Association Grant and the sales of decommissioned chairs.



LEGISLATURE (excluding The Office of the Auditor General)
STATEMENT OF REVENUE AND EXPENDITURE
For the Period 1 April 2025 to 31 December 2025
Unaudited

	Original Estimates	Operating Budget	Expenditures Plus Encumbrances & Revenues	Projected Total Expenditures & Revenue	Projected Savings (Over- runs) from Original Budget	Projected Savings (Over- runs) from Operating Budget
1.1.06. GOVERNMENT MEMBERS CAUCUS						
01. Salaries	328,300	310,700	266,302	415,300	(87,000) ¹	(104,600)
Operating Accounts:						
<i>Employee Benefits</i>	900	500	-	-	900	500
<i>Transportation and Communications</i>	21,300	18,800	9,826	15,900	5,400 ²	2,900
<i>Supplies</i>	8,000	8,500	4,626	6,500	1,500 ³	2,000
<i>Purchased Services</i>	6,800	8,400	6,264	6,800	-	1,600
<i>Property, Furnishings and Equipment</i>	1,700	2,200	1,363	1,700	-	500
02. Operating Accounts	38,700	38,400	22,079	30,900	7,800	7,500
10. Grants and Subsidies	36,600	36,600	25,436	34,600	2,000 ⁴	2,000
Total: Government Members Caucus	403,600	385,700	313,817	480,800	(77,200)	(95,100)

1. Projected overruns due to leave payouts and change in the number of private members throughout the year.

2. Projected savings due to less travel than anticipated.

3. Projected savings due to less office supplies than anticipated.

4. Projected savings due to change in private members throughout the year.



LEGISLATURE (excluding The Office of the Auditor General)
STATEMENT OF REVENUE AND EXPENDITURE
For the Period 1 April 2025 to 31 December 2025
Unaudited

	Original Estimates	Operating Budget	Expenditures Plus Encumbrances & Revenues	Projected Total Expenditures & Revenue	Projected Savings (Over- runs) from Original Budget		Projected Savings (Over- runs) from Operating Budget
1.1.07. OFFICIAL OPPOSITION CAUCUS							
01. Salaries	1,214,900	1,214,900	878,291	1,440,900	(226,000)	1	(226,000)
Operating Accounts:							
<i>Employee Benefits</i>	3,000	1,900	450	1,600	1,400	2	300
<i>Transportation and Communications</i>	75,100	94,000	61,125	70,100	5,000	3	23,900
<i>Supplies</i>	25,000	14,200	3,056	17,000	8,000	4	(2,800)
<i>Purchased Services</i>	22,500	19,800	10,833	7,000	15,500	5	12,800
<i>Property, Furnishings and Equipment</i>	6,000	3,200	321	4,000	2,000	6	(800)
02. Operating Accounts	131,600	133,100	75,784	99,700	31,900		33,400
10. Grants and Subsidies	24,400	24,400	17,812	24,400	-		-
Total: Official Opposition Caucus	1,370,900	1,372,400	971,888	1,565,000	(194,100)		(192,600)

1. Projected overruns due to leave payouts and change in the number of private members throughout the year.

2. Projected savings as conferences and other registration fees less than anticipated.

3. Projected savings due to less travel than anticipated.

4. Projected savings due to less office supplies than anticipated.

5. Projected savings due to less than anticipated expenditures for training and other purchased services.

6. Projected savings as expenditures for office equipment less than anticipated.



LEGISLATURE (excluding The Office of the Auditor General)
STATEMENT OF REVENUE AND EXPENDITURE
For the Period 1 April 2025 to 31 December 2025
Unaudited

	Original Estimates	Operating Budget	Expenditures Plus Encumbrances & Revenues	Projected Total Expenditures & Revenue	Projected Savings (Over- runs) from Original Budget		Projected Savings (Over- runs) from Operating Budget
1.1.08. THIRD PARTY CAUCUS							
01. Salaries	434,800	434,800	307,460	404,800	30,000	1	30,000
Operating Accounts:							
<i>Employee Benefits</i>	1,000	500	1,220	1,800	(800)	2	(1,300)
<i>Transportation and Communications</i>	24,300	23,100	12,689	15,100	9,200	3	8,000
<i>Supplies</i>	8,100	6,700	3,247	4,700	3,400	4	2,000
<i>Purchased Services</i>	7,500	10,000	6,695	8,900	(1,400)	5	1,100
<i>Property, Furnishings and Equipment</i>	2,100	1,300	274	1,100	1,000		200
02. Operating Accounts	43,000	41,600	24,126	31,600	11,400		10,000
10. Grants and Subsidies	14,000	14,000	9,964	13,500	500		500
Total: Third Party Caucus	491,800	490,400	341,551	449,900	41,900		40,500
TOTAL HOUSE OF ASSEMBLY	16,613,000	16,613,000	11,223,685	15,625,800	987,200		987,200

1. Projected savings due to less salaries than anticipated.
2. Projected overruns as conference fees and other fees are higher than anticipated.
3. Projected savings due to less travel than anticipated.
4. Projected savings due to less office supplies than anticipated.
5. Projected overruns as purchased services more than anticipated.



LEGISLATURE (excluding The Office of the Auditor General)
STATEMENT OF REVENUE AND EXPENDITURE
For the Period 1 April 2025 to 31 December 2025
Unaudited

	Original Estimates	Operating Budget	Expenditures Plus Encumbrances & Revenues	Projected Total Expenditures & Revenue	Projected Savings (Over- runs) from Original Budget	Projected Savings (Over- runs) from Operating Budget
3.1.01. OFFICE OF THE CHIEF ELECTORAL OFFICER						
01. Salaries	5,473,600	5,473,600	4,692,338	5,473,600	-	-
Operating Accounts:						
<i>Employee Benefits</i>	4,500	4,500	2,311	4,500	-	-
<i>Transportation and Communications</i>	1,843,900	1,702,900	1,133,648	1,108,900	735,000 ¹	594,000
<i>Supplies</i>	179,000	188,600	188,489	233,500	(54,500) ²	(44,900)
<i>Professional Services</i>	48,000	179,400	179,380	180,700	(132,700) ³	(1,300)
<i>Purchased Services</i>	1,669,600	1,669,600	1,599,252	1,669,600	-	-
<i>Property, Furnishings and Equipment</i>	57,000	57,000	50,965	57,000	-	-
02. Operating Accounts	3,802,000	3,802,000	3,154,045	3,254,200	547,800	547,800
10. Grants and Subsidies	825,000	825,000	19,508	450,000	375,000 ⁴	375,000
	10,100,600	10,100,600	7,865,891	9,177,800	922,800	922,800
02. Revenue - Provincial			(400)	(400)	400	400
Total: Office of the Chief Electoral Officer	10,100,600	10,100,600	7,865,491	9,177,400	923,200	923,200

1. Projected savings due to less travel than anticipated.

2. Projected overruns as supplies are higher than anticipated.

3. Projected overruns due to OCEO's contribution to the resolution of legal challenge to 2021 General Election.

4. Projected savings as candidate and auditor subsidies payments less than anticipated.



LEGISLATURE (excluding The Office of the Auditor General)
STATEMENT OF REVENUE AND EXPENDITURE
For the Period 1 April 2025 to 31 December 2025
Unaudited

	Original Estimates	Operating Budget	Expenditures Plus Encumbrances & Revenues	Projected Total Expenditures & Revenue	Projected Savings (Over- runs) from Original Budget		Projected Savings (Over- runs) from Operating Budget
4.1.01. OFFICE OF THE CITIZENS' REPRESENTATIVE							
01. Salaries	890,600	890,600	636,915	835,600	55,000	1	55,000
Operating Accounts:							
<i>Employee Benefits</i>	7,000	7,000	362	2,000	5,000	2	5,000
<i>Transportation and Communications</i>	34,800	34,800	11,154	14,800	20,000	3	20,000
<i>Supplies</i>	5,000	5,000	3,438	5,000	-		-
<i>Professional Services</i>	69,600	69,600	5,837	19,600	50,000	4	50,000
<i>Purchased Services</i>	108,000	108,000	84,505	150,000	(42,000)	5	(42,000)
<i>Property, Furnishings and Equipment</i>	8,000	8,000	960	1,500	6,500	6	6,500
02. Operating Accounts	232,400	232,400	106,256	192,900	39,500		39,500
	1,123,000	1,123,000	743,171	1,028,500	94,500		94,500
02. Revenue - Provincial	-		(435)	(500)	500		500
Total: Office of the Citizens' Representative	1,123,000	1,123,000	742,736	1,028,000	95,000		95,000

1. Projected savings due to temporary vacancies and hiring on a lower level.
2. Projected savings as conferences and other registration fees less than anticipated.
3. Projected savings due to less travel than anticipated.
4. Projected savings as legal fees are less than anticipated.
5. Projected overruns as purchased services higher than anticipated.
6. Projected savings as expenditures for office equipment less than anticipated.



LEGISLATURE (excluding The Office of the Auditor General)
STATEMENT OF REVENUE AND EXPENDITURE
For the Period 1 April 2025 to 31 December 2025
Unaudited

	Original Estimates	Operating Budget	Expenditures Plus Encumbrances & Revenues	Projected Total Expenditures & Revenue	Projected Savings (Over- runs) from Original Budget		Projected Savings (Over- runs) from Operating Budget
5.1.01. OFFICE OF THE CHILD AND YOUTH ADVOCATE							
01. Salaries	1,415,500	1,415,500	1,070,832	1,359,500	56,000	1	56,000
Operating Accounts:							
<i>Employee Benefits</i>	3,500	3,500	67	1,500	2,000	2	2,000
<i>Transportation and Communications</i>	55,400	55,400	22,855	35,400	20,000	3	20,000
<i>Supplies</i>	6,000	6,000	5,008	7,000	(1,000)	4	(1,000)
<i>Professional Services</i>	19,000	19,000	9,560	14,000	5,000	5	5,000
<i>Purchased Services</i>	170,900	170,900	140,075	150,900	20,000	6	20,000
						7	
<i>Property, Furnishings and Equipment</i>	4,000	4,000	3,965	7,500	(3,500)		(3,500)
02. Operating Accounts	258,800	258,800	181,529	216,300	42,500		42,500
Total: Office of the Child and Youth Advocate	1,674,300	1,674,300	1,252,361	1,575,800	98,500		98,500

1. Projected savings due to temporary vacancies and hiring on a lower level.

2. Projected savings as conferences and other registration fees less than anticipated.

3. Projected savings due to less travel than anticipated.

4. Projected overruns due to office supplies higher than anticipated.

5. Projected savings as legal fees are less than anticipated.

6. Projected savings as training and development and other purchased services less than anticipated.

7. Projected overruns as furniture and equipment are higher than anticipated.



LEGISLATURE (excluding The Office of the Auditor General)
STATEMENT OF REVENUE AND EXPENDITURE
For the Period 1 April 2025 to 31 December 2025
Unaudited

	Original Estimates	Operating Budget	Expenditures Plus Encumbrances & Revenues	Projected Total Expenditures & Revenue	Projected Savings (Over- runs) from Original Budget		Projected Savings (Over- runs) from Operating Budget
6.1.01. OFFICE OF THE INFORMATION AND PRIVACY COMMISSIONER							
01. Salaries	1,314,000	1,277,900	897,410	1,260,900	53,100	1	17,000
Operating Accounts:							
<i>Employee Benefits</i>	4,500	5,100	5,071	10,500	(6,000)	2	(5,400)
<i>Transportation and Communications</i>	35,300	35,300	13,517	18,500	16,800	3	16,800
<i>Supplies</i>	6,700	7,500	7,492	19,900	(13,200)	4	(12,400)
<i>Professional Services</i>	75,000	75,000	8,674	43,600	31,400	5	31,400
<i>Purchased Services</i>	175,600	207,400	207,306	216,200	(40,600)	6	(8,800)
						7	
<i>Property, Furnishings and Equipment</i>	7,000	9,900	9,848	34,800	(27,800)		(24,900)
02. Operating Accounts	304,100	340,200	251,908	343,500	(39,400)		(3,300)
02. Revenue - Provincial	-	-	-	-	-		-
Total: Office of the Information and Commissioner	1,618,100	1,618,100	1,149,318	1,604,400	13,700		13,700

1. Projected savings due to temporary vacancies and hiring on a lower level.
2. Projected overruns as conference fees and other fees are higher than anticipated.
3. Projected savings due to less travel than anticipated.
4. Projected overruns due to office supplies higher than anticipated.
5. Projected savings as legal fees are less than anticipated.
6. Projected overruns as training and development and other purchased services more than anticipated.
7. Projected overruns as expenditures for office furnishings and equipment greater than anticipated.



LEGISLATURE (excluding The Office of the Auditor General)
STATEMENT OF REVENUE AND EXPENDITURE
For the Period 1 April 2025 to 31 December 2025
Unaudited

	Original Estimates	Operating Budget	Expenditures Plus Encumbrances & Revenues	Projected Total Expenditures & Revenue	Projected Savings (Over- runs) from Original Budget		Projected Savings (Over- runs) from Operating Budget
7.1.01. OFFICE OF THE SENIORS' ADVOCATE							
01. Salaries	576,400	576,400	399,806	526,400	50,000	1	50,000
Operating Accounts:							
Employee Benefits	5,700	5,700	961	3,400	2,300	2	2,300
Transportation and Communications	61,900	58,600	22,290	36,900	25,000	3	21,700
Supplies	5,000	7,300	6,060	8,300	(3,300)	4	(1,000)
Professional Services	9,000	10,000	9,995	15,000	(6,000)	5	(5,000)
Purchased Services	44,000	44,000	42,129	44,000	-		-
Property, Furnishings and Equipment	4,000	4,000	1,382	4,000	-		-
02. Operating Accounts	129,600	129,600	82,817	111,600	18,000		18,000
Total: Office of the Seniors' Advocate	706,000	706,000	482,623	638,000	68,000		68,000

1. Projected savings due to temporary vacancies and hiring on a lower level.
2. Projected savings as conferences and other registration fees less than anticipated.
3. Projected savings as travel is less than anticipated.
4. Projected overruns as expenditures for supplies greater than anticipated
5. Projected overruns as expenditures for legal services less than anticipated.



LEGISLATURE (excluding The Office of the Auditor General)
STATEMENT OF REVENUE AND EXPENDITURE
For the Period 1 April 2025 to 31 December 2025
Unaudited

	Original Estimates	Operating Budget	Expenditures Plus Encumbrances & Revenues	Projected Total Expenditures & Revenue	Projected Savings (Over- runs) from Original Budget		Projected Savings (Over- runs) from Operating Budget
8.1.01. OFFICE OF THE COMMISSIONER FOR LEGISLATIVE STANDARDS							
01. Salaries	257,800	257,800	161,625	225,800	32,000	1	32,000
Operating Accounts:							
<i>Employee Benefits</i>	2,000	2,000	500	500	1,500		1,500
<i>Transportation and Communications</i>	9,500	9,500	8,111	8,500	1,000		1,000
<i>Supplies</i>	2,000	2,000	687	1,500	500		500
<i>Professional Services</i>	5,000	5,100	5,020	10,100	(5,100)	2	(5,000)
<i>Purchased Services</i>	4,500	4,400	383	600	3,900	3	3,800
<i>Property, Furnishings and Equipment</i>	8,000	8,000	375	400	7,600	4	7,600
02. Operating Accounts	31,000	31,000	15,075	21,600	9,400		9,400
Total: Office of the Commissioner for Legislative Standards	288,800	288,800	176,701	247,400	41,400		41,400
TOTAL LEGISLATURE (Excluding the Office of the Auditor General)	32,123,800	32,123,800	22,892,914	29,896,800	2,227,000		2,227,000

1. Projected savings due to temporary vacancies and hiring on a lower level.

2. Projected overruns as expenditures for legal services less than anticipated.

3. Projected savings as training and development and other purchased services less than anticipated.

4. Projected savings as expenditures for office equipment less than anticipated.



**OFFICE OF THE AUDITOR GENERAL
STATEMENT OF REVENUE AND EXPENDITURE
For the Period 1 April 2025 to 31 December 2025
Unaudited**

	Original Estimates	Operating Budget	Actual Expenditures and Revenue	Projected Total Expenditures and Revenue	Projected Savings (Over- runs) from Original Budget	Projected Savings (Over- runs) from Operating Budget
2.1.012. Office of the Auditor General						
01. Salaries	6,950,500	6,950,500	4,939,394	6,950,500	- ¹	-
02. Employee Benefits	167,300	167,300	104,602	167,300	- ²	-
03. Transportation and Communications	123,500	123,500	43,913	123,500	- ³	-
04. Supplies	84,000	84,000	21,129	84,000	- ⁴	-
05. Professional Services	1,370,100	1,370,100	487,833	1,342,100	28,000 ⁵	28,000
06. Purchased Services	684,900	684,900	317,770	684,900	- ⁶	-
07. Property, Furnishings and Equipment	50,100	50,100	59,553	78,100	(28,000) ⁷	(28,000)
Total: Office of the Auditor General	9,430,400	9,430,400	5,974,195	9,430,400	-	-



House of Assembly
Newfoundland and Labrador
Member Accountability and Disclosure Report
Expenditures Summarized by Category
01-Dec-25 to 31-Dec-25

WAKEHAM, TONY, MHA

Allowance Category	Expenditure Limit for Fiscal Year (Net of HST)	Expenditures Processed 01-Dec-25 to 31-Dec-25 (Net of HST)	Expenditures Year to Date 01-Apr- to 31-Dec-25 (Net of HST)	Funds Available (Net of HST)	Percent Expended to Date
Office Allowances					
Office Accommodations	9,377.00	781.40	7,032.60	2,344.40	75.0%
Rental of Short-term Accommodations	--	0.00	0.00	--	--
Office Start-up Costs	--	0.00	0.00	--	--
Office Operations	10,435.00	57.13	3,688.43	6,746.57	35.3%
Total Office Allowances		838.53	10,721.03		
Operational Resources					
Operational Resources	--	100.95	4,216.40	--	--
Total Operational Resources		100.95	4,216.40		
Travel & Living Allowances					
House in Session	--	0.00	8,927.63	--	--
House Not in Session	--	1,798.32	4,043.26	--	--
Intra & Extra-Constituency Travel	7,130.00	786.78	1,414.72	5,715.28	19.8%
Helicopter Travel	--	0.00	0.00	--	--
Total Travel & Living Allowances		2,585.10	14,385.61		
Constituency Allowance					
Constituency Allowance	2,609.00	0.00	21.93	2,587.07	0.8%
Total Constituency Allowance		0.00	21.93		
Total Expenditures					
		3,524.58	29,344.97		

---- End of Report ----



House of Assembly
Newfoundland and Labrador
Member Accountability and Disclosure Report
Expenditures Summarized by Category
01-Dec-25 to 31-Dec-25

TIBBS, CHRIS, MHA

Allowance Category	Expenditure Limit for Fiscal Year (Net of HST)	Expenditures Processed 01-Dec-25 to 31-Dec-25 (Net of HST)	Expenditures Year to Date 01-Apr- to 31-Dec-25 (Net of HST)	Funds Available (Net of HST)	Percent Expended to Date
Office Allowances					
Office Accommodations	--	0.00	0.00	--	--
Rental of Short-term Accommodations	--	0.00	0.00	--	--
Office Start-up Costs	--	0.00	0.00	--	--
Office Operations	10,435.00	0.00	2,033.46	8,401.54	19.5%
Total Office Allowances		0.00	2,033.46		
Operational Resources					
Operational Resources	--	34.44	1,714.47	--	--
Total Operational Resources		34.44	1,714.47		
Travel & Living Allowances					
House in Session	--	0.00	3,461.68	--	--
House Not in Session	--	0.00	7,288.87	--	--
Intra & Extra-Constituency Travel	7,130.00	0.00	3,140.54	3,989.46	44.0%
Helicopter Travel	--	0.00	0.00	--	--
Total Travel & Living Allowances		0.00	13,891.09		
Constituency Allowance					
Constituency Allowance	2,609.00	0.00	453.15	2,155.85	17.4%
Total Constituency Allowance		0.00	453.15		
Total Expenditures					
		34.44	18,092.17		

---- End of Report ----



House of Assembly
Newfoundland and Labrador
Member Accountability and Disclosure Report
Expenditures Summarized by Category
01-Dec-25 to 31-Dec-25

STOODLEY, SARAH, MHA

Allowance Category	Expenditure Limit for Fiscal Year (Net of HST)	Expenditures Processed 01-Dec-25 to 31-Dec-25 (Net of HST)	Expenditures Year to Date 01-Apr- to 31-Dec-25 (Net of HST)	Funds Available (Net of HST)	Percent Expended to Date
Office Allowances					
Office Accommodations	--	0.00	0.00	--	--
Rental of Short-term Accommodations	--	0.00	0.00	--	--
Office Start-up Costs	--	0.00	0.00	--	--
Office Operations	10,435.00	865.33	4,677.09	5,757.91	44.8%
Total Office Allowances		865.33	4,677.09		
Operational Resources					
Operational Resources	--	0.00	340.00	--	--
Total Operational Resources		0.00	340.00		
Travel & Living Allowances					
House in Session	--	0.00	0.00	--	--
House Not in Session	--	0.00	0.00	--	--
Intra & Extra-Constituency Travel	4,870.00	242.28	895.00	3,975.00	18.4%
Helicopter Travel	--	0.00	0.00	--	--
Total Travel & Living Allowances		242.28	895.00		
Constituency Allowance					
Constituency Allowance	2,609.00	264.60	1,483.77	1,125.23	56.9%
Total Constituency Allowance		264.60	1,483.77		
Total Expenditures					
		1,372.21	7,395.86		

---- End of Report ----



House of Assembly
Newfoundland and Labrador
Member Accountability and Disclosure Report
Expenditures Summarized by Category
01-Dec-25 to 31-Dec-25

STOYLES, LUCY, MHA

Allowance Category	Expenditure Limit for Fiscal Year (Net of HST)	Expenditures Processed 01-Dec-25 to 31-Dec-25 (Net of HST)	Expenditures Year to Date 01-Apr- to 31-Dec-25 (Net of HST)	Funds Available (Net of HST)	Percent Expended to Date
Office Allowances					
Office Accommodations	--	0.00	0.00	--	--
Rental of Short-term Accommodations	--	0.00	0.00	--	--
Office Start-up Costs	--	0.00	0.00	--	--
Office Operations	10,435.00	1,436.53	5,925.32	4,509.68	56.8%
Total Office Allowances		1,436.53	5,925.32		
Operational Resources					
Operational Resources	--	0.00	715.92	--	--
Total Operational Resources		0.00	715.92		
Travel & Living Allowances					
House in Session	--	0.00	0.00	--	--
House Not in Session	--	0.00	0.00	--	--
Intra & Extra-Constituency Travel	4,870.00	181.41	1,910.62	2,959.38	39.2%
Helicopter Travel	--	0.00	0.00	--	--
Total Travel & Living Allowances		181.41	1,910.62		
Constituency Allowance					
Constituency Allowance	2,609.00	14.04	809.85	1,799.15	31.0%
Total Constituency Allowance		14.04	809.85		
Total Expenditures					
		1,631.98	9,361.71		

---- End of Report ----



House of Assembly
Newfoundland and Labrador
Member Accountability and Disclosure Report
Expenditures Summarized by Category
01-Dec-25 to 31-Dec-25

Trimper, Perry, MHA

Allowance Category	Expenditure Limit for Fiscal Year (Net of HST)	Expenditures Processed 01-Dec-25 to 31-Dec-25 (Net of HST)	Expenditures Year to Date 01-Apr- to 31-Dec-25 (Net of HST)	Funds Available (Net of HST)	Percent Expended to Date
Office Allowances					
Office Accommodations	--	0.00	0.00	--	--
Rental of Short-term Accommodations	--	0.00	0.00	--	--
Office Start-up Costs	--	0.00	0.00	--	--
Office Operations	5,635.00	0.00	1,179.77	4,455.23	20.9%
Total Office Allowances		0.00	1,179.77		
Operational Resources					
Operational Resources	--	0.00	1,180.01	--	--
Total Operational Resources		0.00	1,180.01		
Travel & Living Allowances					
House in Session	--	0.00	6,491.04	--	--
House Not in Session	--	0.00	5,200.66	--	--
Intra & Extra-Constituency Travel	5,729.00	0.00	0.00	5,729.00	0.0%
Helicopter Travel	--	0.00	0.00	--	--
Total Travel & Living Allowances		0.00	11,691.70		
Constituency Allowance					
Constituency Allowance	1,409.00	0.00	1,001.53	407.47	71.1%
Total Constituency Allowance		0.00	1,001.53		
Total Expenditures					
		0.00	15,053.01		

---- End of Report ----



House of Assembly
Newfoundland and Labrador
Member Accountability and Disclosure Report
Expenditures Summarized by Category
01-Dec-25 to 31-Dec-25

RUSSELL, KEITH, MHA

Allowance Category	Expenditure Limit for Fiscal Year (Net of HST)	Expenditures Processed 01-Dec-25 to 31-Dec-25 (Net of HST)	Expenditures Year to Date 01-Apr- to 31-Dec-25 (Net of HST)	Funds Available (Net of HST)	Percent Expended to Date
Office Allowances					
Office Accommodations	--	0.00	0.00	--	--
Rental of Short-term Accommodations	--	0.00	0.00	--	--
Office Start-up Costs	870.00	0.00	0.00	870.00	0.0%
Office Operations	4,800.00	0.00	0.00	4,800.00	0.0%
Total Office Allowances		0.00	0.00		
Operational Resources					
Operational Resources	--	0.00	0.00	--	--
Total Operational Resources		0.00	0.00		
Travel & Living Allowances					
House in Session	--	0.00	0.00	--	--
House Not in Session	--	467.29	467.29	--	--
Intra & Extra-Constituency Travel	4,880.00	0.00	0.00	4,880.00	0.0%
Helicopter Travel	--	0.00	0.00	--	--
Total Travel & Living Allowances		467.29	467.29		
Constituency Allowance					
Constituency Allowance	1,200.00	0.00	0.00	1,200.00	0.0%
Total Constituency Allowance		0.00	0.00		
Total Expenditures					
		467.29	467.29		

---- End of Report ----



House of Assembly
Newfoundland and Labrador
Member Accountability and Disclosure Report
Expenditures Summarized by Category
01-Dec-25 to 31-Dec-25

BROWN, JORDAN, MHA

Allowance Category	Expenditure Limit for Fiscal Year (Net of HST)	Expenditures Processed 01-Dec-25 to 31-Dec-25 (Net of HST)	Expenditures Year to Date 01-Apr- to 31-Dec-25 (Net of HST)	Funds Available (Net of HST)	Percent Expended to Date
Office Allowances					
Office Accommodations	--	0.00	0.00	--	--
Rental of Short-term Accommodations	--	0.00	0.00	--	--
Office Start-up Costs	--	0.00	0.00	--	--
Office Operations	5,635.00	0.00	1,271.95	4,363.05	22.6%
Total Office Allowances		0.00	1,271.95		
Operational Resources					
Operational Resources	--	0.00	1,242.75	--	--
Total Operational Resources		0.00	1,242.75		
Travel & Living Allowances					
House in Session	--	0.00	7,755.01	--	--
House Not in Session	--	0.00	0.00	--	--
Intra & Extra-Constituency Travel	2,630.00	0.00	0.00	2,630.00	0.0%
Helicopter Travel	--	0.00	0.00	--	--
Total Travel & Living Allowances		0.00	7,755.01		
Constituency Allowance					
Constituency Allowance	1,409.00	0.00	0.00	1,409.00	0.0%
Total Constituency Allowance		0.00	0.00		
Total Expenditures					
		0.00	10,269.71		

---- End of Report ----



House of Assembly
Newfoundland and Labrador
Member Accountability and Disclosure Report
Expenditures Summarized by Category
01-Dec-25 to 31-Dec-25

POWER, JOSEPH, MHA

Allowance Category	Expenditure Limit for Fiscal Year (Net of HST)	Expenditures Processed 01-Dec-25 to 31-Dec-25 (Net of HST)	Expenditures Year to Date 01-Apr- to 31-Dec-25 (Net of HST)	Funds Available (Net of HST)	Percent Expended to Date
Office Allowances					
Office Accommodations	--	0.00	0.00	--	--
Rental of Short-term Accommodations	--	0.00	0.00	--	--
Office Start-up Costs	870.00	0.00	0.00	870.00	0.0%
Office Operations	4,800.00	56.19	56.19	4,743.81	1.2%
Total Office Allowances		56.19	56.19		
Operational Resources					
Operational Resources	--	34.44	34.44	--	--
Total Operational Resources		34.44	34.44		
Travel & Living Allowances					
House in Session	--	0.00	0.00	--	--
House Not in Session	--	920.74	1,194.29	--	--
Intra & Extra-Constituency Travel	2,240.00	0.00	0.00	2,240.00	0.0%
Helicopter Travel	--	0.00	0.00	--	--
Total Travel & Living Allowances		920.74	1,194.29		
Constituency Allowance					
Constituency Allowance	1,200.00	0.00	0.00	1,200.00	0.0%
Total Constituency Allowance		0.00	0.00		
Total Expenditures		1,011.37	1,284.92		

---- End of Report ----



House of Assembly
Newfoundland and Labrador
Member Accountability and Disclosure Report
Expenditures Summarized by Category
01-Dec-25 to 31-Dec-25

PIKE, PAUL, MHA

Allowance Category	Expenditure Limit for Fiscal Year (Net of HST)	Expenditures Processed 01-Dec-25 to 31-Dec-25 (Net of HST)	Expenditures Year to Date 01-Apr- to 31-Dec-25 (Net of HST)	Funds Available (Net of HST)	Percent Expended to Date
Office Allowances					
Office Accommodations	11,721.00	976.67	8,790.03	2,930.97	75.0%
Rental of Short-term Accommodations	--	0.00	0.00	--	--
Office Start-up Costs	--	0.00	0.00	--	--
Office Operations	10,435.00	146.65	3,036.64	7,398.36	29.1%
Total Office Allowances		1,123.32	11,826.67		
Operational Resources					
Operational Resources	--	100.95	3,964.75	--	--
Total Operational Resources		100.95	3,964.75		
Travel & Living Allowances					
House in Session	--	0.00	2,135.92	--	--
House Not in Session	--	1,896.59	1,896.59	--	--
Intra & Extra-Constituency Travel	10,609.00	410.50	4,202.30	6,406.70	39.6%
Helicopter Travel	--	0.00	0.00	--	--
Total Travel & Living Allowances		2,307.09	8,234.81		
Constituency Allowance					
Constituency Allowance	2,609.00	0.00	0.00	2,609.00	0.0%
Total Constituency Allowance		0.00	0.00		
Total Expenditures					
		3,531.36	24,026.23		

---- End of Report ----



House of Assembly
Newfoundland and Labrador
Member Accountability and Disclosure Report
Expenditures Summarized by Category
01-Dec-25 to 31-Dec-25

Petten, Barry, MHA

Allowance Category	Expenditure Limit for Fiscal Year (Net of HST)	Expenditures Processed 01-Dec-25 to 31-Dec-25 (Net of HST)	Expenditures Year to Date 01-Apr- to 31-Dec-25 (Net of HST)	Funds Available (Net of HST)	Percent Expended to Date
Office Allowances					
Office Accommodations	14,280.00	1,190.00	10,710.00	3,570.00	75.0%
Rental of Short-term Accommodations	--	0.00	0.00	--	--
Office Start-up Costs	--	0.00	0.00	--	--
Office Operations	10,435.00	342.44	2,758.72	7,676.28	26.4%
Total Office Allowances		1,532.44	13,468.72		
Operational Resources					
Operational Resources	--	0.00	4,026.93	--	--
Total Operational Resources		0.00	4,026.93		
Travel & Living Allowances					
House in Session	--	0.00	0.00	--	--
House Not in Session	--	0.00	0.00	--	--
Intra & Extra-Constituency Travel	4,870.00	0.00	1,290.32	3,579.68	26.5%
Helicopter Travel	--	0.00	0.00	--	--
Total Travel & Living Allowances		0.00	1,290.32		
Constituency Allowance					
Constituency Allowance	2,609.00	0.00	167.73	2,441.27	6.4%
Total Constituency Allowance		0.00	167.73		
Total Expenditures					
		1,532.44	18,953.70		

---- End of Report ----



House of Assembly
Newfoundland and Labrador
Member Accountability and Disclosure Report
Expenditures Summarized by Category
01-Dec-25 to 31-Dec-25

Parsons, Pam, MHA

Allowance Category	Expenditure Limit for Fiscal Year (Net of HST)	Expenditures Processed 01-Dec-25 to 31-Dec-25 (Net of HST)	Expenditures Year to Date 01-Apr- to 31-Dec-25 (Net of HST)	Funds Available (Net of HST)	Percent Expended to Date
Office Allowances					
Office Accommodations	14,507.00	1,208.91	10,880.19	3,626.81	75.0%
Rental of Short-term Accommodations	--	0.00	0.00	--	--
Office Start-up Costs	--	0.00	0.00	--	--
Office Operations	10,435.00	225.22	2,044.81	8,390.19	19.6%
Total Office Allowances		1,434.13	12,925.00		
Operational Resources					
Operational Resources	--	100.15	3,836.23	--	--
Total Operational Resources		100.15	3,836.23		
Travel & Living Allowances					
House in Session	--	0.00	440.06	--	--
House Not in Session	--	340.21	357.75	--	--
Intra & Extra-Constituency Travel	4,870.00	572.89	1,983.93	2,886.07	40.7%
Helicopter Travel	--	0.00	0.00	--	--
Total Travel & Living Allowances		913.10	2,781.74		
Constituency Allowance					
Constituency Allowance	2,609.00	0.00	0.00	2,609.00	0.0%
Total Constituency Allowance		0.00	0.00		
Total Expenditures					
		2,447.38	19,542.97		

---- End of Report ----



House of Assembly
Newfoundland and Labrador
Member Accountability and Disclosure Report
Expenditures Summarized by Category
01-Dec-25 to 31-Dec-25

PARSONS, JIM, MHA

Allowance Category	Expenditure Limit for Fiscal Year (Net of HST)	Expenditures Processed 01-Dec-25 to 31-Dec-25 (Net of HST)	Expenditures Year to Date 01-Apr- to 31-Dec-25 (Net of HST)	Funds Available (Net of HST)	Percent Expended to Date
Office Allowances					
Office Accommodations	--	0.00	0.00	--	--
Rental of Short-term Accommodations	--	0.00	0.00	--	--
Office Start-up Costs	870.00	0.00	0.00	870.00	0.0%
Office Operations	4,800.00	0.00	0.00	4,800.00	0.0%
Total Office Allowances		0.00	0.00		
Operational Resources					
Operational Resources	--	0.00	50.97	--	--
Total Operational Resources		0.00	50.97		
Travel & Living Allowances					
House in Session	--	0.00	0.00	--	--
House Not in Session	--	0.00	0.00	--	--
Intra & Extra-Constituency Travel	2,240.00	0.00	0.00	2,240.00	0.0%
Helicopter Travel	--	0.00	0.00	--	--
Total Travel & Living Allowances		0.00	0.00		
Constituency Allowance					
Constituency Allowance	1,200.00	350.00	350.00	850.00	29.2%
Total Constituency Allowance		350.00	350.00		
Total Expenditures					
		350.00	400.97		

---- End of Report ----



House of Assembly
Newfoundland and Labrador
Member Accountability and Disclosure Report
Expenditures Summarized by Category
01-Dec-25 to 31-Dec-25

Byrne, Gerry, MHA

Allowance Category	Expenditure Limit for Fiscal Year (Net of HST)	Expenditures Processed 01-Dec-25 to 31-Dec-25 (Net of HST)	Expenditures Year to Date 01-Apr- to 31-Dec-25 (Net of HST)	Funds Available (Net of HST)	Percent Expended to Date
Office Allowances					
Office Accommodations	--	0.00	0.00	--	--
Rental of Short-term Accommodations	--	0.00	0.00	--	--
Office Start-up Costs	--	0.00	0.00	--	--
Office Operations	5,635.00	0.00	571.88	5,063.12	10.1%
Total Office Allowances		0.00	571.88		
Operational Resources					
Operational Resources	--	34.44	3,494.67	--	--
Total Operational Resources		34.44	3,494.67		
Travel & Living Allowances					
House in Session	--	0.00	7,471.23	--	--
House Not in Session	--	0.00	0.00	--	--
Intra & Extra-Constituency Travel	2,630.00	0.00	0.00	2,630.00	0.0%
Helicopter Travel	--	0.00	0.00	--	--
Total Travel & Living Allowances		0.00	7,471.23		
Constituency Allowance					
Constituency Allowance	1,409.00	0.00	206.03	1,202.97	14.6%
Total Constituency Allowance		0.00	206.03		
Total Expenditures					
		34.44	11,743.81		

---- End of Report ----



House of Assembly
Newfoundland and Labrador
Member Accountability and Disclosure Report
Expenditures Summarized by Category
01-Dec-25 to 31-Dec-25

PARROTT, LLOYD, MHA

Allowance Category	Expenditure Limit for Fiscal Year (Net of HST)	Expenditures Processed 01-Dec-25 to 31-Dec-25 (Net of HST)	Expenditures Year to Date 01-Apr- to 31-Dec-25 (Net of HST)	Funds Available (Net of HST)	Percent Expended to Date
Office Allowances					
Office Accommodations	13,800.00	1,150.00	10,350.00	3,450.00	75.0%
Rental of Short-term Accommodations	--	0.00	0.00	--	--
Office Start-up Costs	--	0.00	0.00	--	--
Office Operations	10,435.00	400.00	3,639.17	6,795.83	34.9%
Total Office Allowances		1,550.00	13,989.17		
Operational Resources					
Operational Resources	--	100.95	3,123.45	--	--
Total Operational Resources		100.95	3,123.45		
Travel & Living Allowances					
House in Session	--	0.00	3,390.90	--	--
House Not in Session	--	0.00	3,343.69	--	--
Intra & Extra-Constituency Travel	10,609.00	338.26	5,254.17	5,354.83	49.5%
Helicopter Travel	--	0.00	0.00	--	--
Total Travel & Living Allowances		338.26	11,988.76		
Constituency Allowance					
Constituency Allowance	2,609.00	455.00	1,181.90	1,427.10	45.3%
Total Constituency Allowance		455.00	1,181.90		
Total Expenditures					
		2,444.21	30,283.28		

---- End of Report ----



House of Assembly
Newfoundland and Labrador
Member Accountability and Disclosure Report
Expenditures Summarized by Category
01-Dec-25 to 31-Dec-25

ABBOTT, JOHN, MHA

Allowance Category	Expenditure Limit for Fiscal Year (Net of HST)	Expenditures Processed 01-Dec-25 to 31-Dec-25 (Net of HST)	Expenditures Year to Date 01-Apr- to 31-Dec-25 (Net of HST)	Funds Available (Net of HST)	Percent Expended to Date
Office Allowances					
Office Accommodations	--	0.00	0.00	--	--
Rental of Short-term Accommodations	--	0.00	0.00	--	--
Office Start-up Costs	151.00	0.00	150.74	0.26	99.8%
Office Operations	5,635.00	0.00	823.47	4,811.53	14.6%
Total Office Allowances		0.00	974.21		
Operational Resources					
Operational Resources	--	0.00	357.49	--	--
Total Operational Resources		0.00	357.49		
Travel & Living Allowances					
House in Session	--	0.00	0.00	--	--
House Not in Session	--	0.00	0.00	--	--
Intra & Extra-Constituency Travel	2,630.00	0.00	0.00	2,630.00	0.0%
Helicopter Travel	--	0.00	0.00	--	--
Total Travel & Living Allowances		0.00	0.00		
Constituency Allowance					
Constituency Allowance	1,409.00	0.00	1,093.97	315.03	77.6%
Total Constituency Allowance		0.00	1,093.97		
Total Expenditures					
		0.00	2,425.67		

---- End of Report ----



House of Assembly
Newfoundland and Labrador
Member Accountability and Disclosure Report
Expenditures Summarized by Category
01-Dec-25 to 31-Dec-25

PARDY, CRAIG, MHA

Allowance Category	Expenditure Limit for Fiscal Year (Net of HST)	Expenditures Processed 01-Dec-25 to 31-Dec-25 (Net of HST)	Expenditures Year to Date 01-Apr- to 31-Dec-25 (Net of HST)	Funds Available (Net of HST)	Percent Expended to Date
Office Allowances					
Office Accommodations	17,700.00	1,475.00	13,275.00	4,425.00	75.0%
Rental of Short-term Accommodations	--	0.00	0.00	--	--
Office Start-up Costs	--	0.00	0.00	--	--
Office Operations	10,435.00	0.00	3,404.73	7,030.27	32.6%
Total Office Allowances		1,475.00	16,679.73		
Operational Resources					
Operational Resources	--	100.95	2,089.85	--	--
Total Operational Resources		100.95	2,089.85		
Travel & Living Allowances					
House in Session	--	0.00	2,138.67	--	--
House Not in Session	--	0.00	2,905.34	--	--
Intra & Extra-Constituency Travel	10,609.00	0.00	5,072.14	5,536.86	47.8%
Helicopter Travel	--	0.00	0.00	--	--
Total Travel & Living Allowances		0.00	10,116.15		
Constituency Allowance					
Constituency Allowance	2,609.00	0.00	367.71	2,241.29	14.1%
Total Constituency Allowance		0.00	367.71		
Total Expenditures					
		1,575.95	29,253.44		

---- End of Report ----



House of Assembly
Newfoundland and Labrador
Member Accountability and Disclosure Report
Expenditures Summarized by Category
01-Dec-25 to 31-Dec-25

PADDOCK, LIN, MHA

Allowance Category	Expenditure Limit for Fiscal Year (Net of HST)	Expenditures Processed 01-Dec-25 to 31-Dec-25 (Net of HST)	Expenditures Year to Date 01-Apr- to 31-Dec-25 (Net of HST)	Funds Available (Net of HST)	Percent Expended to Date
Office Allowances					
Office Accommodations	9,987.00	832.25	7,490.25	2,496.75	75.0%
Rental of Short-term Accommodations	--	0.00	0.00	--	--
Office Start-up Costs	--	0.00	0.00	--	--
Office Operations	10,435.00	0.00	542.39	9,892.61	5.2%
Total Office Allowances		832.25	8,032.64		
Operational Resources					
Operational Resources	--	0.00	2,136.85	--	--
Total Operational Resources		0.00	2,136.85		
Travel & Living Allowances					
House in Session	--	0.00	217.45	--	--
House Not in Session	--	1,389.12	5,536.17	--	--
Intra & Extra-Constituency Travel	12,261.00	286.83	3,416.40	8,844.60	27.9%
Helicopter Travel	--	0.00	0.00	--	--
Total Travel & Living Allowances		1,675.95	9,170.02		
Constituency Allowance					
Constituency Allowance	2,609.00	0.00	551.57	2,057.43	21.1%
Total Constituency Allowance		0.00	551.57		
Total Expenditures					
		2,508.20	19,891.08		

---- End of Report ----



House of Assembly
Newfoundland and Labrador
Member Accountability and Disclosure Report
Expenditures Summarized by Category
01-Dec-25 to 31-Dec-25

O'LEARY, SHEILAGH, MHA

Allowance Category	Expenditure Limit for Fiscal Year (Net of HST)	Expenditures Processed 01-Dec-25 to 31-Dec-25 (Net of HST)	Expenditures Year to Date 01-Apr- to 31-Dec-25 (Net of HST)	Funds Available (Net of HST)	Percent Expended to Date
Office Allowances					
Office Accommodations	--	0.00	0.00	--	--
Rental of Short-term Accommodations	--	0.00	0.00	--	--
Office Start-up Costs	870.00	0.00	0.00	870.00	0.0%
Office Operations	4,800.00	0.00	0.00	4,800.00	0.0%
Total Office Allowances		0.00	0.00		
Operational Resources					
Operational Resources	--	0.00	0.00	--	--
Total Operational Resources		0.00	0.00		
Travel & Living Allowances					
House in Session	--	0.00	0.00	--	--
House Not in Session	--	0.00	0.00	--	--
Intra & Extra-Constituency Travel	2,240.00	0.00	0.00	2,240.00	0.0%
Helicopter Travel	--	0.00	0.00	--	--
Total Travel & Living Allowances		0.00	0.00		
Constituency Allowance					
Constituency Allowance	1,200.00	0.00	0.00	1,200.00	0.0%
Total Constituency Allowance		0.00	0.00		
Total Expenditures					
		0.00	0.00		

---- End of Report ----



House of Assembly
Newfoundland and Labrador
Member Accountability and Disclosure Report
Expenditures Summarized by Category
01-Dec-25 to 31-Dec-25

O'DRISCOLL, LOYOLA, MHA

Allowance Category	Expenditure Limit for Fiscal Year (Net of HST)	Expenditures Processed 01-Dec-25 to 31-Dec-25 (Net of HST)	Expenditures Year to Date 01-Apr- to 31-Dec-25 (Net of HST)	Funds Available (Net of HST)	Percent Expended to Date
Office Allowances					
Office Accommodations	--	0.00	0.00	--	--
Rental of Short-term Accommodations	--	0.00	0.00	--	--
Office Start-up Costs	--	0.00	0.00	--	--
Office Operations	10,435.00	172.96	2,286.80	8,148.20	21.9%
Total Office Allowances		172.96	2,286.80		
Operational Resources					
Operational Resources	--	0.00	701.57	--	--
Total Operational Resources		0.00	701.57		
Travel & Living Allowances					
House in Session	--	0.00	0.00	--	--
House Not in Session	--	0.00	0.00	--	--
Intra & Extra-Constituency Travel	10,609.00	43.86	4,575.73	6,033.27	43.1%
Helicopter Travel	--	0.00	0.00	--	--
Total Travel & Living Allowances		43.86	4,575.73		
Constituency Allowance					
Constituency Allowance	2,609.00	0.00	129.11	2,479.89	4.9%
Total Constituency Allowance		0.00	129.11		
Total Expenditures					
		216.82	7,693.21		

---- End of Report ----



House of Assembly
Newfoundland and Labrador
Member Accountability and Disclosure Report
Expenditures Summarized by Category
01-Dec-25 to 31-Dec-25

MCKENNA, JIM, MHA

Allowance Category	Expenditure Limit for Fiscal Year (Net of HST)	Expenditures Processed 01-Dec-25 to 31-Dec-25 (Net of HST)	Expenditures Year to Date 01-Apr- to 31-Dec-25 (Net of HST)	Funds Available (Net of HST)	Percent Expended to Date
Office Allowances					
Office Accommodations	14,400.00	1,200.00	10,800.00	3,600.00	75.0%
Rental of Short-term Accommodations	--	0.00	0.00	--	--
Office Start-up Costs	--	0.00	0.00	--	--
Office Operations	10,435.00	359.00	1,853.11	8,581.89	17.8%
Total Office Allowances		1,559.00	12,653.11		
Operational Resources					
Operational Resources	--	0.00	2,624.86	--	--
Total Operational Resources		0.00	2,624.86		
Travel & Living Allowances					
House in Session	--	0.00	5,372.20	--	--
House Not in Session	--	2,401.55	3,939.79	--	--
Intra & Extra-Constituency Travel	12,261.00	33.46	6,476.54	5,784.46	52.8%
Helicopter Travel	--	0.00	0.00	--	--
Total Travel & Living Allowances		2,435.01	15,788.53		
Constituency Allowance					
Constituency Allowance	2,609.00	0.00	0.00	2,609.00	0.0%
Total Constituency Allowance		0.00	0.00		
Total Expenditures					
		3,994.01	31,066.50		

---- End of Report ----



House of Assembly
Newfoundland and Labrador
Member Accountability and Disclosure Report
Expenditures Summarized by Category
01-Dec-25 to 31-Dec-25

LOVELESS, ELVIS, MHA

Allowance Category	Expenditure Limit for Fiscal Year (Net of HST)	Expenditures Processed 01-Dec-25 to 31-Dec-25 (Net of HST)	Expenditures Year to Date 01-Apr- to 31-Dec-25 (Net of HST)	Funds Available (Net of HST)	Percent Expended to Date
Office Allowances					
Office Accommodations	11,700.00	975.00	8,775.00	2,925.00	75.0%
Rental of Short-term Accommodations	--	0.00	0.00	--	--
Office Start-up Costs	--	0.00	0.00	--	--
Office Operations	10,435.00	59.90	1,354.91	9,080.09	13.0%
Total Office Allowances		1,034.90	10,129.91		
Operational Resources					
Operational Resources	--	89.70	3,754.16	--	--
Total Operational Resources		89.70	3,754.16		
Travel & Living Allowances					
House in Session	--	0.00	907.18	--	--
House Not in Session	--	0.00	6,865.77	--	--
Intra & Extra-Constituency Travel	10,609.00	808.89	3,362.68	7,246.32	31.7%
Helicopter Travel	21,391.00	0.00	0.00	21,391.00	0.0%
Total Travel & Living Allowances		808.89	11,135.63		
Constituency Allowance					
Constituency Allowance	2,609.00	0.00	460.00	2,149.00	17.6%
Total Constituency Allowance		0.00	460.00		
Total Expenditures					
		1,933.49	25,479.70		

---- End of Report ----



House of Assembly
Newfoundland and Labrador
Member Accountability and Disclosure Report
Expenditures Summarized by Category
01-Dec-25 to 31-Dec-25

LANE, PAUL, MHA

Allowance Category	Expenditure Limit for Fiscal Year (Net of HST)	Expenditures Processed 01-Dec-25 to 31-Dec-25 (Net of HST)	Expenditures Year to Date 01-Apr- to 31-Dec-25 (Net of HST)	Funds Available (Net of HST)	Percent Expended to Date
Office Allowances					
Office Accommodations	--	0.00	0.00	--	--
Rental of Short-term Accommodations	--	0.00	0.00	--	--
Office Start-up Costs	--	0.00	0.00	--	--
Office Operations	10,435.00	192.45	6,986.18	3,448.82	66.9%
Total Office Allowances		192.45	6,986.18		
Operational Resources					
Operational Resources	--	0.00	715.27	--	--
Total Operational Resources		0.00	715.27		
Travel & Living Allowances					
House in Session	--	0.00	0.00	--	--
House Not in Session	--	0.00	0.00	--	--
Intra & Extra-Constituency Travel	4,870.00	573.73	3,218.32	1,651.68	66.1%
Helicopter Travel	--	0.00	0.00	--	--
Total Travel & Living Allowances		573.73	3,218.32		
Constituency Allowance					
Constituency Allowance	2,609.00	385.09	1,479.00	1,130.00	56.7%
Total Constituency Allowance		385.09	1,479.00		
Total Expenditures					
		1,151.27	12,398.77		

---- End of Report ----



House of Assembly
Newfoundland and Labrador
Member Accountability and Disclosure Report
Expenditures Summarized by Category
01-Dec-25 to 31-Dec-25

KORAB, JAMIE, MHA

Allowance Category	Expenditure Limit for Fiscal Year (Net of HST)	Expenditures Processed 01-Dec-25 to 31-Dec-25 (Net of HST)	Expenditures Year to Date 01-Apr- to 31-Dec-25 (Net of HST)	Funds Available (Net of HST)	Percent Expended to Date
Office Allowances					
Office Accommodations	--	0.00	0.00	--	--
Rental of Short-term Accommodations	--	0.00	0.00	--	--
Office Start-up Costs	--	0.00	0.00	--	--
Office Operations	10,435.00	1,032.51	1,922.63	8,512.37	18.4%
Total Office Allowances		1,032.51	1,922.63		
Operational Resources					
Operational Resources	--	0.00	838.14	--	--
Total Operational Resources		0.00	838.14		
Travel & Living Allowances					
House in Session	--	0.00	0.00	--	--
House Not in Session	--	0.00	0.00	--	--
Intra & Extra-Constituency Travel	4,870.00	140.36	393.00	4,477.00	8.1%
Helicopter Travel	--	0.00	0.00	--	--
Total Travel & Living Allowances		140.36	393.00		
Constituency Allowance					
Constituency Allowance	2,609.00	0.00	0.00	2,609.00	0.0%
Total Constituency Allowance		0.00	0.00		
Total Expenditures					
		1,172.87	3,153.77		

---- End of Report ----



House of Assembly
Newfoundland and Labrador
Member Accountability and Disclosure Report
Expenditures Summarized by Category
01-Dec-25 to 31-Dec-25

PARSONS, ANDREW, MHA

Allowance Category	Expenditure Limit for Fiscal Year (Net of HST)	Expenditures Processed 01-Dec-25 to 31-Dec-25 (Net of HST)	Expenditures Year to Date 01-Apr- to 31-Dec-25 (Net of HST)	Funds Available (Net of HST)	Percent Expended to Date
Office Allowances					
Office Accommodations	7,700.00	0.00	7,700.00	0.00	100.0%
Rental of Short-term Accommodations	--	0.00	0.00	--	--
Office Start-up Costs	--	0.00	0.00	--	--
Office Operations	5,635.00	0.00	2,074.05	3,560.95	36.8%
Total Office Allowances		0.00	9,774.05		
Operational Resources					
Operational Resources	--	0.00	2,786.71	--	--
Total Operational Resources		0.00	2,786.71		
Travel & Living Allowances					
House in Session	--	0.00	1,618.42	--	--
House Not in Session	--	0.00	836.33	--	--
Intra & Extra-Constituency Travel	6,621.00	0.00	352.95	6,268.05	5.3%
Helicopter Travel	9,861.00	0.00	0.00	9,861.00	0.0%
Total Travel & Living Allowances		0.00	2,807.70		
Constituency Allowance					
Constituency Allowance	1,409.00	0.00	262.66	1,146.34	18.6%
Total Constituency Allowance		0.00	262.66		
Total Expenditures					
		0.00	15,631.12		

---- End of Report ----



House of Assembly
Newfoundland and Labrador
Member Accountability and Disclosure Report
Expenditures Summarized by Category
01-Dec-25 to 31-Dec-25

KING, MICHAEL, MHA

Allowance Category	Expenditure Limit for Fiscal Year (Net of HST)	Expenditures Processed 01-Dec-25 to 31-Dec-25 (Net of HST)	Expenditures Year to Date 01-Apr- to 31-Dec-25 (Net of HST)	Funds Available (Net of HST)	Percent Expended to Date
Office Allowances					
Office Accommodations	5,500.00	1,100.00	2,200.00	3,300.00	40.0%
Rental of Short-term Accommodations	--	0.00	0.00	--	--
Office Start-up Costs	870.00	153.71	153.71	716.29	17.7%
Office Operations	4,800.00	219.40	1,019.61	3,780.39	21.2%
Total Office Allowances		1,473.11	3,373.32		
Operational Resources					
Operational Resources	--	0.00	0.00	--	--
Total Operational Resources		0.00	0.00		
Travel & Living Allowances					
House in Session	--	0.00	0.00	--	--
House Not in Session	--	1,699.49	2,589.58	--	--
Intra & Extra-Constituency Travel	5,640.00	420.48	429.25	5,210.75	7.6%
Helicopter Travel	8,400.00	0.00	0.00	8,400.00	0.0%
Total Travel & Living Allowances		2,119.97	3,018.83		
Constituency Allowance					
Constituency Allowance	1,200.00	307.02	307.02	892.98	25.6%
Total Constituency Allowance		307.02	307.02		
Total Expenditures					
		3,900.10	6,699.17		

---- End of Report ----



House of Assembly
Newfoundland and Labrador
Member Accountability and Disclosure Report
Expenditures Summarized by Category
01-Dec-25 to 31-Dec-25

JOYCE, EDDIE, MHA

Allowance Category	Expenditure Limit for Fiscal Year (Net of HST)	Expenditures Processed 01-Dec-25 to 31-Dec-25 (Net of HST)	Expenditures Year to Date 01-Apr- to 31-Dec-25 (Net of HST)	Funds Available (Net of HST)	Percent Expended to Date
Office Allowances					
Office Accommodations	--	0.00	0.00	--	--
Rental of Short-term Accommodations	--	0.00	0.00	--	--
Office Start-up Costs	--	0.00	0.00	--	--
Office Operations	10,435.00	275.00	4,321.15	6,113.85	41.4%
Total Office Allowances		275.00	4,321.15		
Operational Resources					
Operational Resources	--	34.44	1,705.80	--	--
Total Operational Resources		34.44	1,705.80		
Travel & Living Allowances					
House in Session	--	0.00	6,617.50	--	--
House Not in Session	--	0.00	0.00	--	--
Intra & Extra-Constituency Travel	7,130.00	0.00	3,474.34	3,655.66	48.7%
Helicopter Travel	--	0.00	0.00	--	--
Total Travel & Living Allowances		0.00	10,091.84		
Constituency Allowance					
Constituency Allowance	2,609.00	0.00	1,571.08	1,037.92	60.2%
Total Constituency Allowance		0.00	1,571.08		
Total Expenditures					
		309.44	17,689.87		

---- End of Report ----



House of Assembly
Newfoundland and Labrador
Member Accountability and Disclosure Report
Expenditures Summarized by Category
01-Dec-25 to 31-Dec-25

HOGAN, JOHN, MHA

Allowance Category	Expenditure Limit for Fiscal Year (Net of HST)	Expenditures Processed 01-Dec-25 to 31-Dec-25 (Net of HST)	Expenditures Year to Date 01-Apr- to 31-Dec-25 (Net of HST)	Funds Available (Net of HST)	Percent Expended to Date
Office Allowances					
Office Accommodations	--	0.00	0.00	--	--
Rental of Short-term Accommodations	--	0.00	0.00	--	--
Office Start-up Costs	--	0.00	0.00	--	--
Office Operations	10,435.00	0.00	500.00	9,935.00	4.8%
Total Office Allowances		0.00	500.00		
Operational Resources					
Operational Resources	--	0.00	280.00	--	--
Total Operational Resources		0.00	280.00		
Travel & Living Allowances					
House in Session	--	0.00	0.00	--	--
House Not in Session	--	0.00	0.00	--	--
Intra & Extra-Constituency Travel	4,870.00	0.00	0.00	4,870.00	0.0%
Helicopter Travel	--	0.00	0.00	--	--
Total Travel & Living Allowances		0.00	0.00		
Constituency Allowance					
Constituency Allowance	2,609.00	0.00	596.96	2,012.04	22.9%
Total Constituency Allowance		0.00	596.96		
Total Expenditures					
		0.00	1,376.96		

---- End of Report ----



House of Assembly
Newfoundland and Labrador
Member Accountability and Disclosure Report
Expenditures Summarized by Category
01-Dec-25 to 31-Dec-25

HUTTON, FRED, MHA

Allowance Category	Expenditure Limit for Fiscal Year (Net of HST)	Expenditures Processed 01-Dec-25 to 31-Dec-25 (Net of HST)	Expenditures Year to Date 01-Apr- to 31-Dec-25 (Net of HST)	Funds Available (Net of HST)	Percent Expended to Date
Office Allowances					
Office Accommodations	--	0.00	0.00	--	--
Rental of Short-term Accommodations	--	0.00	0.00	--	--
Office Start-up Costs	--	0.00	0.00	--	--
Office Operations	10,435.00	0.00	1,100.86	9,334.14	10.5%
Total Office Allowances		0.00	1,100.86		
Operational Resources					
Operational Resources	--	0.00	918.63	--	--
Total Operational Resources		0.00	918.63		
Travel & Living Allowances					
House in Session	--	0.00	0.00	--	--
House Not in Session	--	0.00	0.00	--	--
Intra & Extra-Constituency Travel	7,304.00	0.00	0.00	7,304.00	0.0%
Helicopter Travel	--	0.00	0.00	--	--
Total Travel & Living Allowances		0.00	0.00		
Constituency Allowance					
Constituency Allowance	2,609.00	0.00	100.00	2,509.00	3.8%
Total Constituency Allowance		0.00	100.00		
Total Expenditures					
		0.00	2,119.49		

---- End of Report ----



House of Assembly
Newfoundland and Labrador
Member Accountability and Disclosure Report
Expenditures Summarized by Category
01-Dec-25 to 31-Dec-25

FUREY, ANDREW, MHA

Allowance Category	Expenditure Limit for Fiscal Year (Net of HST)	Expenditures Processed 01-Dec-25 to 31-Dec-25 (Net of HST)	Expenditures Year to Date 01-Apr- to 31-Dec-25 (Net of HST)	Funds Available (Net of HST)	Percent Expended to Date
Office Allowances					
Office Accommodations	7,175.00	0.00	7,175.00	0.00	100.0%
Rental of Short-term Accommodations	--	0.00	0.00	--	--
Office Start-up Costs	--	0.00	0.00	--	--
Office Operations	5,635.00	0.00	26.40	5,608.60	0.5%
Total Office Allowances		0.00	7,201.40		
Operational Resources					
Operational Resources	--	0.00	3,146.86	--	--
Total Operational Resources		0.00	3,146.86		
Travel & Living Allowances					
House in Session	--	0.00	909.83	--	--
House Not in Session	--	0.00	0.00	--	--
Intra & Extra-Constituency Travel	5,729.00	0.00	0.00	5,729.00	0.0%
Helicopter Travel	--	0.00	0.00	--	--
Total Travel & Living Allowances		0.00	909.83		
Constituency Allowance					
Constituency Allowance	1,409.00	0.00	0.00	1,409.00	0.0%
Total Constituency Allowance		0.00	0.00		
Total Expenditures					
		0.00	11,258.09		

---- End of Report ----



House of Assembly
Newfoundland and Labrador
Member Accountability and Disclosure Report
Expenditures Summarized by Category
01-Dec-25 to 31-Dec-25

GOOSNEY, MIKE, MHA

Allowance Category	Expenditure Limit for Fiscal Year (Net of HST)	Expenditures Processed 01-Dec-25 to 31-Dec-25 (Net of HST)	Expenditures Year to Date 01-Apr- to 31-Dec-25 (Net of HST)	Funds Available (Net of HST)	Percent Expended to Date
Office Allowances					
Office Accommodations	5,125.00	1,025.00	2,050.00	3,075.00	40.0%
Rental of Short-term Accommodations	--	0.00	0.00	--	--
Office Start-up Costs	870.00	0.00	0.00	870.00	0.0%
Office Operations	4,800.00	194.22	194.22	4,605.78	4.0%
Total Office Allowances		1,219.22	2,244.22		
Operational Resources					
Operational Resources	--	0.00	0.00	--	--
Total Operational Resources		0.00	0.00		
Travel & Living Allowances					
House in Session	--	0.00	0.00	--	--
House Not in Session	--	0.00	0.00	--	--
Intra & Extra-Constituency Travel	4,880.00	0.00	0.00	4,880.00	0.0%
Helicopter Travel	--	0.00	0.00	--	--
Total Travel & Living Allowances		0.00	0.00		
Constituency Allowance					
Constituency Allowance	1,200.00	70.14	160.13	1,039.87	13.3%
Total Constituency Allowance		70.14	160.13		
Total Expenditures					
		1,289.36	2,404.35		

---- End of Report ----



House of Assembly
Newfoundland and Labrador
Member Accountability and Disclosure Report
Expenditures Summarized by Category
01-Dec-25 to 31-Dec-25

Gambin - Walsh, Sherry, MHA

Allowance Category	Expenditure Limit for Fiscal Year (Net of HST)	Expenditures Processed 01-Dec-25 to 31-Dec-25 (Net of HST)	Expenditures Year to Date 01-Apr- to 31-Dec-25 (Net of HST)	Funds Available (Net of HST)	Percent Expended to Date
Office Allowances					
Office Accommodations	19,001.00	1,583.34	14,250.06	4,750.94	75.0%
Rental of Short-term Accommodations	--	0.00	0.00	--	--
Office Start-up Costs	--	0.00	0.00	--	--
Office Operations	10,435.00	1,832.36	3,913.86	6,521.14	37.5%
Total Office Allowances		3,415.70	18,163.92		
Operational Resources					
Operational Resources	--	110.10	4,254.23	--	--
Total Operational Resources		110.10	4,254.23		
Travel & Living Allowances					
House in Session	--	0.00	1,359.64	--	--
House Not in Session	--	503.32	765.13	--	--
Intra & Extra-Constituency Travel	10,609.00	1,412.19	5,319.59	5,289.41	50.1%
Helicopter Travel	--	0.00	0.00	--	--
Total Travel & Living Allowances		1,915.51	7,444.36		
Constituency Allowance					
Constituency Allowance	2,609.00	0.00	1,006.49	1,602.51	38.6%
Total Constituency Allowance		0.00	1,006.49		
Total Expenditures					
		5,441.31	30,869.00		

---- End of Report ----



House of Assembly
Newfoundland and Labrador
Member Accountability and Disclosure Report
Expenditures Summarized by Category
01-Dec-25 to 31-Dec-25

Haggie, John, MHA

Allowance Category	Expenditure Limit for Fiscal Year (Net of HST)	Expenditures Processed 01-Dec-25 to 31-Dec-25 (Net of HST)	Expenditures Year to Date 01-Apr- to 31-Dec-25 (Net of HST)	Funds Available (Net of HST)	Percent Expended to Date
Office Allowances					
Office Accommodations	--	0.00	0.00	--	--
Rental of Short-term Accommodations	--	0.00	0.00	--	--
Office Start-up Costs	--	0.00	0.00	--	--
Office Operations	5,635.00	0.00	3,555.90	2,079.10	63.1%
Total Office Allowances		0.00	3,555.90		
Operational Resources					
Operational Resources	--	0.00	1,248.36	--	--
Total Operational Resources		0.00	1,248.36		
Travel & Living Allowances					
House in Session	--	0.00	3,572.60	--	--
House Not in Session	--	0.00	0.00	--	--
Intra & Extra-Constituency Travel	3,850.00	0.00	134.02	3,715.98	3.5%
Helicopter Travel	--	0.00	0.00	--	--
Total Travel & Living Allowances		0.00	3,706.62		
Constituency Allowance					
Constituency Allowance	1,409.00	0.00	0.00	1,409.00	0.0%
Total Constituency Allowance		0.00	0.00		
Total Expenditures					
		0.00	8,510.88		

---- End of Report ----



House of Assembly
Newfoundland and Labrador
Member Accountability and Disclosure Report
Expenditures Summarized by Category
01-Dec-25 to 31-Dec-25

FORSEY, PLEAMAN, MHA

Allowance Category	Expenditure Limit for Fiscal Year (Net of HST)	Expenditures Processed 01-Dec-25 to 31-Dec-25 (Net of HST)	Expenditures Year to Date 01-Apr- to 31-Dec-25 (Net of HST)	Funds Available (Net of HST)	Percent Expended to Date
Office Allowances					
Office Accommodations	19,800.00	1,650.00	14,850.00	4,950.00	75.0%
Rental of Short-term Accommodations	--	0.00	0.00	--	--
Office Start-up Costs	--	0.00	0.00	--	--
Office Operations	10,435.00	0.00	2,750.45	7,684.55	26.4%
Total Office Allowances		1,650.00	17,600.45		
Operational Resources					
Operational Resources	--	0.00	3,475.18	--	--
Total Operational Resources		0.00	3,475.18		
Travel & Living Allowances					
House in Session	--	0.00	2,694.99	--	--
House Not in Session	--	0.00	0.00	--	--
Intra & Extra-Constituency Travel	7,130.00	0.00	1,840.23	5,289.77	25.8%
Helicopter Travel	--	0.00	0.00	--	--
Total Travel & Living Allowances		0.00	4,535.22		
Constituency Allowance					
Constituency Allowance	2,609.00	120.00	872.50	1,736.50	33.4%
Total Constituency Allowance		120.00	872.50		
Total Expenditures					
		1,770.00	26,483.35		

---- End of Report ----



House of Assembly
Newfoundland and Labrador
Member Accountability and Disclosure Report
Expenditures Summarized by Category
01-Dec-25 to 31-Dec-25

FORD, BETTINA, MHA

Allowance Category	Expenditure Limit for Fiscal Year (Net of HST)	Expenditures Processed 01-Dec-25 to 31-Dec-25 (Net of HST)	Expenditures Year to Date 01-Apr- to 31-Dec-25 (Net of HST)	Funds Available (Net of HST)	Percent Expended to Date
Office Allowances					
Office Accommodations	--	0.00	0.00	--	--
Rental of Short-term Accommodations	--	0.00	0.00	--	--
Office Start-up Costs	870.00	0.00	0.00	870.00	0.0%
Office Operations	4,800.00	0.00	0.00	4,800.00	0.0%
Total Office Allowances		0.00	0.00		
Operational Resources					
Operational Resources	--	34.44	54.43	--	--
Total Operational Resources		34.44	54.43		
Travel & Living Allowances					
House in Session	--	0.00	0.00	--	--
House Not in Session	--	522.57	522.57	--	--
Intra & Extra-Constituency Travel	3,280.00	847.49	847.49	2,432.51	25.8%
Helicopter Travel	--	0.00	0.00	--	--
Total Travel & Living Allowances		1,370.06	1,370.06		
Constituency Allowance					
Constituency Allowance	1,200.00	270.91	270.91	929.09	22.6%
Total Constituency Allowance		270.91	270.91		
Total Expenditures					
		1,675.41	1,695.40		

---- End of Report ----



House of Assembly
Newfoundland and Labrador
Member Accountability and Disclosure Report
Expenditures Summarized by Category
01-Dec-25 to 31-Dec-25

EVANS, LELA, MHA

Allowance Category	Expenditure Limit for Fiscal Year (Net of HST)	Expenditures Processed 01-Dec-25 to 31-Dec-25 (Net of HST)	Expenditures Year to Date 01-Apr- to 31-Dec-25 (Net of HST)	Funds Available (Net of HST)	Percent Expended to Date
Office Allowances					
Office Accommodations	--	0.00	0.00	--	--
Rental of Short-term Accommodations	--	0.00	0.00	--	--
Office Start-up Costs	--	0.00	0.00	--	--
Office Operations	10,435.00	0.00	0.00	10,435.00	0.0%
Total Office Allowances		0.00	0.00		
Operational Resources					
Operational Resources	--	0.00	705.97	--	--
Total Operational Resources		0.00	705.97		
Travel & Living Allowances					
House in Session	--	0.00	0.00	--	--
House Not in Session	--	0.00	0.00	--	--
Intra & Extra-Constituency Travel	18,000.00	0.00	0.00	18,000.00	0.0%
Helicopter Travel	9,130.00	0.00	0.00	9,130.00	0.0%
Total Travel & Living Allowances		0.00	0.00		
Constituency Allowance					
Constituency Allowance	2,609.00	0.00	0.00	2,609.00	0.0%
Total Constituency Allowance		0.00	0.00		
Total Expenditures					
		0.00	705.97		

---- End of Report ----



House of Assembly
Newfoundland and Labrador
Member Accountability and Disclosure Report
Expenditures Summarized by Category
01-Dec-25 to 31-Dec-25

DWYER, JEFF, MHA

Allowance Category	Expenditure Limit for Fiscal Year (Net of HST)	Expenditures Processed 01-Dec-25 to 31-Dec-25 (Net of HST)	Expenditures Year to Date 01-Apr- to 31-Dec-25 (Net of HST)	Funds Available (Net of HST)	Percent Expended to Date
Office Allowances					
Office Accommodations	16,881.00	1,406.67	12,660.03	4,220.97	75.0%
Rental of Short-term Accommodations	--	0.00	0.00	--	--
Office Start-up Costs	--	0.00	0.00	--	--
Office Operations	10,435.00	0.00	309.83	10,125.17	3.0%
Total Office Allowances		1,406.67	12,969.86		
Operational Resources					
Operational Resources	--	0.00	860.75	--	--
Total Operational Resources		0.00	860.75		
Travel & Living Allowances					
House in Session	--	0.00	5,455.75	--	--
House Not in Session	--	1,231.12	9,558.34	--	--
Intra & Extra-Constituency Travel	12,261.00	0.00	6,617.47	5,643.53	54.0%
Helicopter Travel	--	0.00	0.00	--	--
Total Travel & Living Allowances		1,231.12	21,631.56		
Constituency Allowance					
Constituency Allowance	2,609.00	0.00	354.95	2,254.05	13.6%
Total Constituency Allowance		0.00	354.95		
Total Expenditures					
		2,637.79	35,817.12		

---- End of Report ----



House of Assembly
Newfoundland and Labrador
Member Accountability and Disclosure Report
Expenditures Summarized by Category
01-Dec-25 to 31-Dec-25

DINN, PAUL, MHA

Allowance Category	Expenditure Limit for Fiscal Year (Net of HST)	Expenditures Processed 01-Dec-25 to 31-Dec-25 (Net of HST)	Expenditures Year to Date 01-Apr- to 31-Dec-25 (Net of HST)	Funds Available (Net of HST)	Percent Expended to Date
Office Allowances					
Office Accommodations	17,334.00	1,833.34	15,500.04	1,833.96	89.4%
Rental of Short-term Accommodations	--	0.00	0.00	--	--
Office Start-up Costs	--	0.00	0.00	--	--
Office Operations	10,435.00	841.48	5,541.02	4,893.98	53.1%
Total Office Allowances		2,674.82	21,041.06		
Operational Resources					
Operational Resources	--	24.95	1,791.84	--	--
Total Operational Resources		24.95	1,791.84		
Travel & Living Allowances					
House in Session	--	0.00	0.00	--	--
House Not in Session	--	0.00	0.00	--	--
Intra & Extra-Constituency Travel	4,870.00	0.00	1,290.32	3,579.68	26.5%
Helicopter Travel	--	0.00	0.00	--	--
Total Travel & Living Allowances		0.00	1,290.32		
Constituency Allowance					
Constituency Allowance	2,609.00	0.00	203.38	2,405.62	7.8%
Total Constituency Allowance		0.00	203.38		
Total Expenditures					
		2,699.77	24,326.60		

---- End of Report ----



House of Assembly
Newfoundland and Labrador
Member Accountability and Disclosure Report
Expenditures Summarized by Category
01-Dec-25 to 31-Dec-25

DINN, JIM, MHA

Allowance Category	Expenditure Limit for Fiscal Year (Net of HST)	Expenditures Processed 01-Dec-25 to 31-Dec-25 (Net of HST)	Expenditures Year to Date 01-Apr- to 31-Dec-25 (Net of HST)	Funds Available (Net of HST)	Percent Expended to Date
Office Allowances					
Office Accommodations	--	0.00	0.00	--	--
Rental of Short-term Accommodations	--	0.00	0.00	--	--
Office Start-up Costs	--	0.00	0.00	--	--
Office Operations	10,435.00	230.98	5,373.24	5,061.76	51.5%
Total Office Allowances		230.98	5,373.24		
Operational Resources					
Operational Resources	--	0.00	770.45	--	--
Total Operational Resources		0.00	770.45		
Travel & Living Allowances					
House in Session	--	0.00	0.00	--	--
House Not in Session	--	0.00	0.00	--	--
Intra & Extra-Constituency Travel	4,870.00	0.00	0.00	4,870.00	0.0%
Helicopter Travel	--	0.00	0.00	--	--
Total Travel & Living Allowances		0.00	0.00		
Constituency Allowance					
Constituency Allowance	2,609.00	0.00	168.00	2,441.00	6.4%
Total Constituency Allowance		0.00	168.00		
Total Expenditures					
		230.98	6,311.69		

---- End of Report ----



House of Assembly
Newfoundland and Labrador
Member Accountability and Disclosure Report
Expenditures Summarized by Category
01-Dec-25 to 31-Dec-25

DEMPSTER, LISA, MHA

Allowance Category	Expenditure Limit for Fiscal Year (Net of HST)	Expenditures Processed 01-Dec-25 to 31-Dec-25 (Net of HST)	Expenditures Year to Date 01-Apr- to 31-Dec-25 (Net of HST)	Funds Available (Net of HST)	Percent Expended to Date
Office Allowances					
Office Accommodations	15,192.00	1,266.00	11,394.00	3,798.00	75.0%
Rental of Short-term Accommodations	--	0.00	0.00	--	--
Office Start-up Costs	--	0.00	0.00	--	--
Office Operations	10,435.00	500.00	1,328.52	9,106.48	12.7%
Total Office Allowances		1,766.00	12,722.52		
Operational Resources					
Operational Resources	--	0.00	2,173.31	--	--
Total Operational Resources		0.00	2,173.31		
Travel & Living Allowances					
House in Session	--	0.00	6,521.79	--	--
House Not in Session	--	4,526.09	5,286.55	--	--
Intra & Extra-Constituency Travel	23,304.00	946.09	3,961.24	19,342.76	17.0%
Helicopter Travel	18,261.00	0.00	0.00	18,261.00	0.0%
Total Travel & Living Allowances		5,472.18	15,769.58		
Constituency Allowance					
Constituency Allowance	2,609.00	0.00	531.95	2,077.05	20.4%
Total Constituency Allowance		0.00	531.95		
Total Expenditures					
		7,238.18	31,197.36		

---- End of Report ----



House of Assembly
Newfoundland and Labrador
Member Accountability and Disclosure Report
Expenditures Summarized by Category
01-Dec-25 to 31-Dec-25

Davis, Bernard, MHA

Allowance Category	Expenditure Limit for Fiscal Year (Net of HST)	Expenditures Processed 01-Dec-25 to 31-Dec-25 (Net of HST)	Expenditures Year to Date 01-Apr- to 31-Dec-25 (Net of HST)	Funds Available (Net of HST)	Percent Expended to Date
Office Allowances					
Office Accommodations	--	0.00	0.00	--	--
Rental of Short-term Accommodations	--	0.00	0.00	--	--
Office Start-up Costs	--	0.00	0.00	--	--
Office Operations	10,435.00	2,631.74	4,419.79	6,015.21	42.4%
Total Office Allowances		2,631.74	4,419.79		
Operational Resources					
Operational Resources	--	0.00	920.42	--	--
Total Operational Resources		0.00	920.42		
Travel & Living Allowances					
House in Session	--	0.00	0.00	--	--
House Not in Session	--	0.00	0.00	--	--
Intra & Extra-Constituency Travel	4,870.00	0.00	0.00	4,870.00	0.0%
Helicopter Travel	--	0.00	0.00	--	--
Total Travel & Living Allowances		0.00	0.00		
Constituency Allowance					
Constituency Allowance	2,609.00	0.00	1,351.56	1,257.44	51.8%
Total Constituency Allowance		0.00	1,351.56		
Total Expenditures					
		2,631.74	6,691.77		

---- End of Report ----



House of Assembly
Newfoundland and Labrador
Member Accountability and Disclosure Report
Expenditures Summarized by Category
01-Dec-25 to 31-Dec-25

CONWAY OTTENHEIMER, HELEN, MHA

Allowance Category	Expenditure Limit for Fiscal Year (Net of HST)	Expenditures Processed 01-Dec-25 to 31-Dec-25 (Net of HST)	Expenditures Year to Date 01-Apr- to 31-Dec-25 (Net of HST)	Funds Available (Net of HST)	Percent Expended to Date
Office Allowances					
Office Accommodations	24,000.00	2,000.00	18,000.00	6,000.00	75.0%
Rental of Short-term Accommodations	--	0.00	0.00	--	--
Office Start-up Costs	--	0.00	0.00	--	--
Office Operations	10,435.00	0.00	6,223.81	4,211.19	59.6%
Total Office Allowances		2,000.00	24,223.81		
Operational Resources					
Operational Resources	--	100.95	5,083.23	--	--
Total Operational Resources		100.95	5,083.23		
Travel & Living Allowances					
House in Session	--	0.00	3,757.76	--	--
House Not in Session	--	0.00	987.40	--	--
Intra & Extra-Constituency Travel	7,130.00	202.35	3,461.61	3,668.39	48.5%
Helicopter Travel	--	0.00	0.00	--	--
Total Travel & Living Allowances		202.35	8,206.77		
Constituency Allowance					
Constituency Allowance	2,609.00	0.00	147.37	2,461.63	5.6%
Total Constituency Allowance		0.00	147.37		
Total Expenditures					
		2,303.30	37,661.18		

---- End of Report ----



House of Assembly
Newfoundland and Labrador
Member Accountability and Disclosure Report
Expenditures Summarized by Category
01-Dec-25 to 31-Dec-25

REID, SCOTT, MHA

Allowance Category	Expenditure Limit for Fiscal Year (Net of HST)	Expenditures Processed 01-Dec-25 to 31-Dec-25 (Net of HST)	Expenditures Year to Date 01-Apr- to 31-Dec-25 (Net of HST)	Funds Available (Net of HST)	Percent Expended to Date
Office Allowances					
Office Accommodations	--	0.00	0.00	--	--
Rental of Short-term Accommodations	--	0.00	0.00	--	--
Office Start-up Costs	--	0.00	0.00	--	--
Office Operations	5,635.00	0.00	1,508.88	4,126.12	26.8%
Total Office Allowances		0.00	1,508.88		
Operational Resources					
Operational Resources	--	0.00	5,483.69	--	--
Total Operational Resources		0.00	5,483.69		
Travel & Living Allowances					
House in Session	--	0.00	4,077.81	--	--
House Not in Session	--	0.00	404.99	--	--
Intra & Extra-Constituency Travel	6,621.00	0.00	908.97	5,712.03	13.7%
Helicopter Travel	--	0.00	0.00	--	--
Total Travel & Living Allowances		0.00	5,391.77		
Constituency Allowance					
Constituency Allowance	1,409.00	0.00	184.22	1,224.78	13.1%
Total Constituency Allowance		0.00	184.22		
Total Expenditures					
		0.00	12,568.56		

---- End of Report ----



House of Assembly
Newfoundland and Labrador
Member Accountability and Disclosure Report
Expenditures Summarized by Category
01-Dec-25 to 31-Dec-25

CORMIER, HAL, MHA

Allowance Category	Expenditure Limit for Fiscal Year (Net of HST)	Expenditures Processed 01-Dec-25 to 31-Dec-25 (Net of HST)	Expenditures Year to Date 01-Apr- to 31-Dec-25 (Net of HST)	Funds Available (Net of HST)	Percent Expended to Date
Office Allowances					
Office Accommodations	--	0.00	0.00	--	--
Rental of Short-term Accommodations	--	0.00	0.00	--	--
Office Start-up Costs	870.00	0.00	0.00	870.00	0.0%
Office Operations	4,800.00	0.00	0.00	4,800.00	0.0%
Total Office Allowances		0.00	0.00		
Operational Resources					
Operational Resources	--	34.44	236.34	--	--
Total Operational Resources		34.44	236.34		
Travel & Living Allowances					
House in Session	--	0.00	0.00	--	--
House Not in Session	--	379.15	379.15	--	--
Intra & Extra-Constituency Travel	5,640.00	0.00	0.00	5,640.00	0.0%
Helicopter Travel	--	0.00	0.00	--	--
Total Travel & Living Allowances		379.15	379.15		
Constituency Allowance					
Constituency Allowance	1,200.00	0.00	0.00	1,200.00	0.0%
Total Constituency Allowance		0.00	0.00		
Total Expenditures					
		413.59	615.49		

---- End of Report ----



House of Assembly
Newfoundland and Labrador
Member Accountability and Disclosure Report
Expenditures Summarized by Category
01-Dec-25 to 31-Dec-25

BUTT, MARK, MHA

Allowance Category	Expenditure Limit for Fiscal Year (Net of HST)	Expenditures Processed 01-Dec-25 to 31-Dec-25 (Net of HST)	Expenditures Year to Date 01-Apr- to 31-Dec-25 (Net of HST)	Funds Available (Net of HST)	Percent Expended to Date
Office Allowances					
Office Accommodations	--	0.00	0.00	--	--
Rental of Short-term Accommodations	--	0.00	0.00	--	--
Office Start-up Costs	870.00	0.00	0.00	870.00	0.0%
Office Operations	4,800.00	0.00	0.00	4,800.00	0.0%
Total Office Allowances		0.00	0.00		
Operational Resources					
Operational Resources	--	135.39	135.39	--	--
Total Operational Resources		135.39	135.39		
Travel & Living Allowances					
House in Session	--	0.00	0.00	--	--
House Not in Session	--	286.88	286.88	--	--
Intra & Extra-Constituency Travel	4,880.00	176.18	176.18	4,703.82	3.6%
Helicopter Travel	--	0.00	0.00	--	--
Total Travel & Living Allowances		463.06	463.06		
Constituency Allowance					
Constituency Allowance	1,200.00	0.00	0.00	1,200.00	0.0%
Total Constituency Allowance		0.00	0.00		
Total Expenditures					
		598.45	598.45		

---- End of Report ----



House of Assembly
Newfoundland and Labrador
Member Accountability and Disclosure Report
Expenditures Summarized by Category
01-Dec-25 to 31-Dec-25

Bennett, Derek, MHA

Allowance Category	Expenditure Limit for Fiscal Year (Net of HST)	Expenditures Processed 01-Dec-25 to 31-Dec-25 (Net of HST)	Expenditures Year to Date 01-Apr- to 31-Dec-25 (Net of HST)	Funds Available (Net of HST)	Percent Expended to Date
Office Allowances					
Office Accommodations	--	0.00	0.00	--	--
Rental of Short-term Accommodations	--	0.00	0.00	--	--
Office Start-up Costs	--	0.00	0.00	--	--
Office Operations	5,635.00	0.00	4,692.55	942.45	83.3%
Total Office Allowances		0.00	4,692.55		
Operational Resources					
Operational Resources	--	0.00	2,206.86	--	--
Total Operational Resources		0.00	2,206.86		
Travel & Living Allowances					
House in Session	--	0.00	3,566.53	--	--
House Not in Session	--	0.00	1,347.07	--	--
Intra & Extra-Constituency Travel	5,729.00	0.00	4,386.38	1,342.62	76.6%
Helicopter Travel	--	0.00	0.00	--	--
Total Travel & Living Allowances		0.00	9,299.98		
Constituency Allowance					
Constituency Allowance	1,409.00	0.00	209.71	1,199.29	14.9%
Total Constituency Allowance		0.00	209.71		
Total Expenditures					
		0.00	16,409.10		

---- End of Report ----



House of Assembly
Newfoundland and Labrador
Member Accountability and Disclosure Report
Expenditures Summarized by Category
01-Dec-25 to 31-Dec-25

HOWELL, KRISTA LYNN, MHA

Allowance Category	Expenditure Limit for Fiscal Year (Net of HST)	Expenditures Processed 01-Dec-25 to 31-Dec-25 (Net of HST)	Expenditures Year to Date 01-Apr- to 31-Dec-25 (Net of HST)	Funds Available (Net of HST)	Percent Expended to Date
Office Allowances					
Office Accommodations	--	0.00	0.00	--	--
Rental of Short-term Accommodations	--	0.00	0.00	--	--
Office Start-up Costs	--	0.00	0.00	--	--
Office Operations	5,635.00	0.00	3,554.73	2,080.27	63.1%
Total Office Allowances		0.00	3,554.73		
Operational Resources					
Operational Resources	--	0.00	3,004.63	--	--
Total Operational Resources		0.00	3,004.63		
Travel & Living Allowances					
House in Session	--	0.00	2,346.67	--	--
House Not in Session	--	0.00	168.49	--	--
Intra & Extra-Constituency Travel	6,621.00	0.00	222.27	6,398.73	3.4%
Helicopter Travel	--	0.00	0.00	--	--
Total Travel & Living Allowances		0.00	2,737.43		
Constituency Allowance					
Constituency Allowance	1,409.00	0.00	0.00	1,409.00	0.0%
Total Constituency Allowance		0.00	0.00		
Total Expenditures					
		0.00	9,296.79		

---- End of Report ----



House of Assembly
Newfoundland and Labrador
Member Accountability and Disclosure Report
Expenditures Summarized by Category
01-Dec-25 to 31-Dec-25

BARBOUR, ANDREA, MHA

Allowance Category	Expenditure Limit for Fiscal Year (Net of HST)	Expenditures Processed 01-Dec-25 to 31-Dec-25 (Net of HST)	Expenditures Year to Date 01-Apr- to 31-Dec-25 (Net of HST)	Funds Available (Net of HST)	Percent Expended to Date
Office Allowances					
Office Accommodations	--	0.00	0.00	--	--
Rental of Short-term Accommodations	--	0.00	0.00	--	--
Office Start-up Costs	870.00	0.00	0.00	870.00	0.0%
Office Operations	4,800.00	0.00	0.00	4,800.00	0.0%
Total Office Allowances		0.00	0.00		
Operational Resources					
Operational Resources	--	125.14	215.84	--	--
Total Operational Resources		125.14	215.84		
Travel & Living Allowances					
House in Session	--	0.00	0.00	--	--
House Not in Session	--	0.00	1,154.50	--	--
Intra & Extra-Constituency Travel	5,640.00	0.00	65.79	5,574.21	1.2%
Helicopter Travel	--	0.00	0.00	--	--
Total Travel & Living Allowances		0.00	1,220.29		
Constituency Allowance					
Constituency Allowance	1,200.00	0.00	0.00	1,200.00	0.0%
Total Constituency Allowance		0.00	0.00		
Total Expenditures					
		125.14	1,436.13		

---- End of Report ----



House of Assembly
Newfoundland and Labrador
Member Accountability and Disclosure Report
Expenditures Summarized by Category
01-Dec-25 to 31-Dec-25

CROCKER, STEVE, MHA

Allowance Category	Expenditure Limit for Fiscal Year (Net of HST)	Expenditures Processed 01-Dec-25 to 31-Dec-25 (Net of HST)	Expenditures Year to Date 01-Apr- to 31-Dec-25 (Net of HST)	Funds Available (Net of HST)	Percent Expended to Date
Office Allowances					
Office Accommodations	8,342.00	0.00	8,341.69	0.31	100.0%
Rental of Short-term Accommodations	--	0.00	0.00	--	--
Office Start-up Costs	--	0.00	0.00	--	--
Office Operations	5,635.00	0.00	533.33	5,101.67	9.5%
Total Office Allowances		0.00	8,875.02		
Operational Resources					
Operational Resources	--	0.00	4,517.47	--	--
Total Operational Resources		0.00	4,517.47		
Travel & Living Allowances					
House in Session	--	0.00	1,519.72	--	--
House Not in Session	--	0.00	156.80	--	--
Intra & Extra-Constituency Travel	3,850.00	0.00	316.42	3,533.58	8.2%
Helicopter Travel	--	0.00	0.00	--	--
Total Travel & Living Allowances		0.00	1,992.94		
Constituency Allowance					
Constituency Allowance	1,409.00	0.00	121.05	1,287.95	8.6%
Total Constituency Allowance		0.00	121.05		
Total Expenditures					
		0.00	15,506.48		

---- End of Report ----



House of Assembly
Newfoundland and Labrador
Member Accountability and Disclosure Report
Expenditures Summarized by Category
01-Dec-25 to 31-Dec-25

BALSOM, RILEY, MHA

Allowance Category	Expenditure Limit for Fiscal Year (Net of HST)	Expenditures Processed 01-Dec-25 to 31-Dec-25 (Net of HST)	Expenditures Year to Date 01-Apr- to 31-Dec-25 (Net of HST)	Funds Available (Net of HST)	Percent Expended to Date
Office Allowances					
Office Accommodations	5,959.00	1,191.67	2,383.34	3,575.66	40.0%
Rental of Short-term Accommodations	--	0.00	0.00	--	--
Office Start-up Costs	870.00	0.00	0.00	870.00	0.0%
Office Operations	4,800.00	0.00	0.00	4,800.00	0.0%
Total Office Allowances		1,191.67	2,383.34		
Operational Resources					
Operational Resources	--	0.00	0.00	--	--
Total Operational Resources		0.00	0.00		
Travel & Living Allowances					
House in Session	--	0.00	0.00	--	--
House Not in Session	--	0.00	299.26	--	--
Intra & Extra-Constituency Travel	3,280.00	520.59	520.59	2,759.41	15.9%
Helicopter Travel	--	0.00	0.00	--	--
Total Travel & Living Allowances		520.59	819.85		
Constituency Allowance					
Constituency Allowance	1,200.00	0.00	0.00	1,200.00	0.0%
Total Constituency Allowance		0.00	0.00		
Total Expenditures					
		1,712.26	3,203.19		

---- End of Report ----



House of Assembly
Newfoundland and Labrador
Member Accountability and Disclosure Report
Expenditures Summarized by Category
01-Dec-25 to 31-Dec-25

Coady, Siobhan, MHA

Allowance Category	Expenditure Limit for Fiscal Year (Net of HST)	Expenditures Processed 01-Dec-25 to 31-Dec-25 (Net of HST)	Expenditures Year to Date 01-Apr- to 31-Dec-25 (Net of HST)	Funds Available (Net of HST)	Percent Expended to Date
Office Allowances					
Office Accommodations	--	0.00	0.00	--	--
Rental of Short-term Accommodations	--	0.00	0.00	--	--
Office Start-up Costs	--	0.00	0.00	--	--
Office Operations	5,635.00	0.00	3,042.03	2,592.97	54.0%
Total Office Allowances		0.00	3,042.03		
Operational Resources					
Operational Resources	--	0.00	524.00	--	--
Total Operational Resources		0.00	524.00		
Travel & Living Allowances					
House in Session	--	0.00	0.00	--	--
House Not in Session	--	0.00	0.00	--	--
Intra & Extra-Constituency Travel	2,630.00	0.00	0.00	2,630.00	0.0%
Helicopter Travel	--	0.00	0.00	--	--
Total Travel & Living Allowances		0.00	0.00		
Constituency Allowance					
Constituency Allowance	1,409.00	0.00	1,294.43	114.57	91.9%
Total Constituency Allowance		0.00	1,294.43		
Total Expenditures					
		0.00	4,860.46		

---- End of Report ----



House of Assembly
Newfoundland and Labrador
Member Accountability and Disclosure Report
Expenditures Summarized by Category
01-Dec-25 to 31-Dec-25

WALL, JOEDY, MHA

Allowance Category	Expenditure Limit for Fiscal Year (Net of HST)	Expenditures Processed 01-Dec-25 to 31-Dec-25 (Net of HST)	Expenditures Year to Date 01-Apr- to 31-Dec-25 (Net of HST)	Funds Available (Net of HST)	Percent Expended to Date
Office Allowances					
Office Accommodations	--	0.00	0.00	--	--
Rental of Short-term Accommodations	--	0.00	0.00	--	--
Office Start-up Costs	--	0.00	0.00	--	--
Office Operations	10,435.00	0.00	4,254.29	6,180.71	40.8%
Total Office Allowances		0.00	4,254.29		
Operational Resources					
Operational Resources	--	0.00	734.46	--	--
Total Operational Resources		0.00	734.46		
Travel & Living Allowances					
House in Session	--	0.00	0.00	--	--
House Not in Session	--	0.00	0.00	--	--
Intra & Extra-Constituency Travel	4,870.00	0.00	1,896.99	2,973.01	39.0%
Helicopter Travel	--	0.00	0.00	--	--
Total Travel & Living Allowances		0.00	1,896.99		
Constituency Allowance					
Constituency Allowance	2,609.00	0.00	759.64	1,849.36	29.1%
Total Constituency Allowance		0.00	759.64		
Total Expenditures					
		0.00	7,645.38		

---- End of Report ----



House of Assembly
Newfoundland and Labrador
Member Accountability and Disclosure Report
Expenditures Summarized by Category
01-Dec-25 to 31-Dec-25

WHITE, KEITH, MHA

Allowance Category	Expenditure Limit for Fiscal Year (Net of HST)	Expenditures Processed 01-Dec-25 to 31-Dec-25 (Net of HST)	Expenditures Year to Date 01-Apr- to 31-Dec-25 (Net of HST)	Funds Available (Net of HST)	Percent Expended to Date
Office Allowances					
Office Accommodations	--	0.00	0.00	--	--
Rental of Short-term Accommodations	--	0.00	0.00	--	--
Office Start-up Costs	870.00	0.00	66.99	803.01	7.7%
Office Operations	4,800.00	175.00	175.00	4,625.00	3.6%
Total Office Allowances		175.00	241.99		
Operational Resources					
Operational Resources	--	0.00	0.00	--	--
Total Operational Resources		0.00	0.00		
Travel & Living Allowances					
House in Session	--	0.00	0.00	--	--
House Not in Session	--	0.00	0.00	--	--
Intra & Extra-Constituency Travel	2,240.00	0.00	0.00	2,240.00	0.0%
Helicopter Travel	--	0.00	0.00	--	--
Total Travel & Living Allowances		0.00	0.00		
Constituency Allowance					
Constituency Allowance	1,200.00	951.84	1,051.84	148.16	87.7%
Total Constituency Allowance		951.84	1,051.84		
Total Expenditures					
		1,126.84	1,293.83		

---- End of Report ----

House of Assembly Management Commission

Briefing Note

Title: Approval for Payment of Invoices

Issue: Payment of invoices from previous fiscal year related to security monitoring expenses for leased office accommodation in the constituency offices for the Districts of Baie Verte - Green Bay and Humber - Gros Morne

Background:

- The *Members' Resources and Allowances Rules* (the Rules) allows for the payment of office accommodation expenses related to the establishment of a constituency office in an electoral district.
- The Rules provides that where accommodation, suitable in size, quality and location can be obtained in a Crown-owned building in a district, that space must be used for the constituency office. Otherwise, it allows for establishment of a constituency office in commercial office accommodations in accordance with the tender processes for leasing space under the *Public Procurement Act*.
- In accordance with the Rules, the agreements for leased office accommodations are entered into between the landlord (owner of the office space and "His Majesty the King in Right of the Province of Newfoundland and Labrador, represented by the Honourable the Speaker of the House of Assembly", and the related costs are paid directly by the House of Assembly.
- Further to the above-noted provisions, agreements have been entered into for leased office accommodations for constituency offices in the Districts of Baie Verte - Green Bay and Humber - Gros Morne. The agreements include payment of security monitoring expenses.
- The House of Assembly received invoices from the landlords for outstanding expenses in the 2024-25 fiscal year related to leased office accommodations as provided for in the above-noted agreements. The invoice for these expenses was not submitted prior to the end of the related fiscal year.
- The invoices cannot be paid without the approval of the Management Commission further to subsection 7(2) of the Rules, which states:

(2) A claim against an allowance for a payment or reimbursement shall be made in respect of the fiscal year in which the expenditure was made or incurred, and shall be submitted and received by the clerk not more than 30 days after the end of that fiscal year.

- The expenses are in compliance with the Rules and the established lease agreement.

Analysis:

Legal Consultation:

Law Clerk and Parliamentary Counsel

Internal Consultation(s):

Corporate and Members' Services

External Consultation(s):

Not applicable.

Comparison to Government Policy:

Not applicable.

Financial Impact:

Expenses will be charged to the operational resources allocation for the current fiscal year (2025-26).

Legislative Impact:

Not applicable.

Options:

1. Approve payment of expenses as follows related to the 2024-25 fiscal year, with the expenses to be charged to the applicable allocation for the current fiscal year (2025-26):
 - a. \$79.21 for leased office accommodation expenses for the District of Baie Verte - Green Bay; and
 - b. \$134.34 for leased office accommodation expenses for the District of Humber - Gros Morne.
2. There is no other option. Services have been rendered further to valid contractual arrangements. Not approving would result in legal exposure for cost of those services.

Status:

- Payment of the invoices remains outstanding.

Action Required:

- The decision of the Commission is requested.

Prepared by: B. Russell
Date: March 24, 2026

Approved by: K. Hawley George, KC



TEAM Leasing Group Inc.

151 Cpl. Stephen Bouzane Blvd.
Springdale, Newfoundland A0J 1T0

INVOICE

Invoice No.: 1010
Date: 09/17/2025
Ship Date:
Page: 1
Re: Order No.

Sold to:

House of Assembly
Corporate & Members Services
PO Box 8700
St. John's, NL A1B 4J6


Ship to:

House of Assembly
Corporate & Members Services
PO Box 8700
St. John's, NL A1B 4J6

Business No.:

Item No.	Unit	Quantity	Description	Tax	Unit Price	Amount
			Quarterly Monitoring Charges for MHA Springdale Office Phonetech Feb 01, March 01 2025 Billing	HST		68.88
			Subtotal:			68.88
			HST - HST @ 15%			10.33
			HST			
Shipped By: Tracking Number:					Total Amount	79.21
Comment:					Amount Paid	0.00
Sold By:					Amount Owing	79.21

B & S Trucking Ltd. - Mckay's Waste Management
 Suite 3, 20 Wellon Drive
 Deer Lake NL A8A 2G5
 bstltd2000@gmail.com
 GST Registration No.: 866649122RT0001



Invoice

BILL TO
 MHA LEASE
 HOUSE OF ASSEMBLY
 CORPORATE & MEMBERS
 SERVICES
 PO BOX 8700
 ST. JOHN'S NL A1B 4J6

SHIP TO
 MHA LEASE
 HOUSE OF ASSEMBLY
 CORPORATE & MEMBERS
 SERVICES
 PO BOX 8700
 ST. JOHN'S NL A1B 4J6

INVOICE #	DATE	TOTAL DUE	DUE DATE	TERMS	ENCLOSED
10872	01/01/2026	\$134.34	31/01/2026	Net 30	

DESCRIPTION	TAX	QTY	RATE	AMOUNT
SECURITY SERVICE MONTHLY MONITORING CHARGES JANUARY - MARCH 2025	HST	3	38.94	116.82
SUBTOTAL				116.82
GST @ 15%				17.52
TOTAL				134.34
BALANCE DUE				\$134.34

**House of Assembly Management Commission
Briefing Note**

Title: Urgent Budget Transfer Ratification

Issue: Ratification of urgent budget transfer approved by the Management Commission.

Background:

- Section 5 of the Transfer of Funds Policy delegates authority for approval of a transfer of funds that is required urgently and there is not sufficient time for the Commission to schedule a meeting.
- In accordance with the Policy, the following transfer of funds was approved by the Commission on February 18, 2026:

Transfer Details	Details/Reason Required
From: 1.1.04.09 Members' Allowances and Assistances \$432,300	The transfer of funds was required urgently because of a shortfall in salary funding as a result of the unbudgeted costs of reclassifications, retroactive pay, transitional allowance and severance payouts. Funds were available in Members' Resources – Allowance and Assistance due to expenditures being less than anticipated.
To: 1.1.03.01 Committees, Policy and Communications – Salaries \$134,400	
1.1.06.01 Government Members Caucus - Salaries \$43,100	
1.1.07.01 Official Opposition Caucus - Salaries \$50,700	
1.1.04.01 Members' Resources – Salaries \$204,100	

- While the Commission has already approved the transfer for processing, a ratification of is required in accordance with the Transfer of Funds Policy.

Analysis:

Legal Consultation:
Not applicable

Internal Consultation(s):

Not applicable

External Consultation(s):

Not applicable

Comparison to Government Policy:

Not applicable

Financial Impact:

Not applicable

Legislative Impact:

Not applicable

Options:

- Ratify the transfer of funds in accordance with the Transfer of Funds Policy.

Status:

- The budget transfer was approved by the Commission and processed. It requires ratification in accordance with the Policy.

Action Required:

Proposed motion:

The Commission ratifies the following transfer of funds in accordance with Section 5 of the Transfer of Funds Policy:

From:

1.1.04.09 Members' Allowances and Assistances \$432,300

To:

1.1.03.01 Committees, Policy and Communications – Salaries	\$134,400
1.1.06.01 Government Members Caucus - Salaries	\$43,100
1.1.07.01 Official Opposition Caucus - Salaries	\$50,700
1.1.04.01 Members' Resources – Salaries	\$204,100

Prepared by: B. Russell
Date: March 24, 2026

Approved by: K. Hawley George, K.C.

**House of Assembly Management Commission
Briefing Note**

Title: Audited Financial Information – House of Assembly & Statutory Offices

Issue: Approval of the audited financial information of the House of Assembly & statutory offices (excluding the Office of the Auditor General) for fiscal year ended 31 March 2025.

Background:

- Pursuant to Section 43 of the *House of Assembly Accountability, Integrity and Administration Act* (the Act), an annual audit is required of the accounts of the House of Assembly and statutory offices to be conducted by an auditor appointed by the Commission.
- Paragraph 23(7)(d) of the Act states that the Audit Committee must review the audited financial information, its report and recommendations with the auditor, and recommend their approval to the Commission.
- The Auditor General informed the Audit Committee that the audit had not identified any significant matters to report. In correspondence dated February 6, 2026 (refer Attachment 1), the Committee recommends that the Commission approve and sign the financial statements for the fiscal year ended 31 March 2025 (refer Attachment 2), pursuant to paragraph 23(7)(d) of the Act.

Analysis:

Legal Consultation:

Not applicable

Internal Consultation(s):

Audit Committee

External Consultation(s):

Not applicable

Comparison to Government Policy:

Not applicable

Financial Impact:

Not applicable

Legislative Impact:
Not applicable

Options:

- Approve the audited financial information for the House of Assembly and statutory offices for the fiscal year ended 31 March 2025, as recommended by the Audit Committee.

Status:

- Recommendation of the Audit Committee to approve the audited financial information for the fiscal year ended 31 March 2025 for the House of Assembly and statutory offices remains outstanding.

Action Required:

- Proposed motion:

The Commission approves the audited financial information for the period from 1 April 2024 to 31 March 2025, for the House of Assembly and statutory offices, as recommended by the Audit Committee.

Prepared by: B. Russell
Date: March 24, 2026

Approved by: K. Hawley George, KC

Attachments:

1. Letter from Audit Committee to Speaker dated February 6, 2026.
2. Audited financial information for year ended 31 March 2025.



February 6, 2026

Honourable Paul Lane, MHA
Speaker & Chair of Management Commission

Dear Speaker Lane,

Please be advised that at its meeting on August 18, 2025, the Audit Committee discussed with the Auditor General the results of audits of the accounts of the House of Assembly and statutory offices carried out pursuant to subsection 43(6) of the *House of Assembly Accountability, Integrity and Administration Act* ("the Act") and the management certification for the fiscal year ended 31 March 2025.

The Auditor General informed the Committee that no significant matters were identified to report. Therefore, under paragraph 23(7)(d) of the Act, the Audit Committee recommends that the Commission approve and sign the audited financial statements for the fiscal year ended 31 March 2025.

Kind regards,

A handwritten signature in blue ink that reads "Riley Balsom".

Riley Balsom, MHA
Chair, House of Assembly Audit Committee



OFFICE OF THE AUDITOR GENERAL
NEWFOUNDLAND AND LABRADOR

Independence. Credibility. Integrity.

August 22, 2025

Ref: DP02-F4225

The Honourable Derek Bennett, MHA
Chair of the House of Assembly
Management Commission
House of Assembly
P.O. Box 8700
St. John's, Newfoundland and Labrador
A1B 4J6

In accordance with Section 43 of the House of Assembly Accountability, Integrity and Administration Act (the Act), I have performed the audit of the House of Assembly and its Statutory Offices (the Assembly) for the year ended March 31, 2025. Section 43(6) of the Act requires that the audit consist of:

- an opinion on whether the accounts were fairly presented in accordance with the accounting policies noted;
- an opinion on whether the expenses incurred were in accordance with the policies of the House of Assembly Management Commission and, where applicable, the policies of the Executive Branch of Government; and
- an opinion on whether the Clerk of the House of Assembly's assessment of the effectiveness of internal controls was fairly stated and whether the internal controls were operating effectively.

Canadian generally accepted auditing standards

My audit of the Assembly was performed in accordance with Canadian generally accepted auditing standards. Canadian generally accepted auditing standards require that an audit be designed to provide reasonable assurance that the information taken as a whole is free of material misstatement. Reasonable assurance is a concept relating to the accumulation of the audit evidence necessary for the auditor to conclude that there is no material misstatement in the information taken as a whole. Reasonable assurance relates to the whole audit process.



The concept of materiality recognizes that some matters, either individually or in the aggregate, are considered important or critical to those making a decision relating to the financial information or the reliability of a system of control. If an error in the financial information or a weakness in the system of control is significant enough to change or influence the decision of the informed decision maker, a material error or weakness is deemed to have occurred. Below this threshold, any errors or weaknesses are regarded as immaterial. Errors or weaknesses may arise from a number of causes such as fraud or error, departures from accounting policies, inappropriate estimates, non-compliance with policy directives or less than adequate disclosure.

My Audit of the House of Assembly and its Statutory Offices

As part of my audit, I must review and consider any additional work performed by others in relation to the system of internal control. During the year ended March 31, 2025, the firm of Grant Thornton was engaged to assist the Clerk in completing the annual Management Certification. Further, the Office of the Comptroller General continued to perform a number of reviews of the systems, files and supporting documentation. The comments and recommendations of both Grant Thornton and the Office of the Comptroller General should continue to be considered by the Management Commission (the Commission) and the Clerk in an effort to strengthen the system of control in the future.

No significant findings came to my attention during the audit of the Assembly.

Annual Report

I understand that the Commission will be producing an Annual Report that will include a reproduction of the financial information for the year ended March 31, 2025. As my Office performed the audit relating to this financial information, my Independent Auditor's Report should also be attached to the reproduction. In this regard, my consent should be obtained in any case where an Annual Report is to contain any reproduction or publication of my Independent Auditor's Report or any portion thereof.

Further, I request that prior to the release of the Commission's Annual Report, you provide me with a complete copy of the draft Annual Report. I will then determine, in accordance with the recommendations outlined in the Chartered Professional Accountants of Canada Handbook, whether the financial information and Independent Auditor's Report have been accurately reproduced and whether the other information contained in the draft Annual Report is consistent with the audited financial information. I also request that the Commission's Annual Report not be finalized or released until my Office has completed the review.



I express my appreciation for the cooperation and assistance extended to my staff during the audit.

Yours truly,

DENISE HANRAHAN, CPA, MBA, ICD.D
Auditor General

c.c. Ms. Kim Hawley-George, KC
Clerk of the House of Assembly and Secretary to the Management Commission

House of Assembly Audit Committee:

Ms. Lisa Dempster, M.H.A., Chair

Mr. Craig Pardy, M.H.A., Member

Ms. Beverly Evans, FCPA, FCA, ICD.D, Member

Ms. Deborah Collis, CPA, CA, Member

Ms. Gerrie Smith, BA, LL.B, LL.M, Secretary



OFFICE OF THE AUDITOR GENERAL
NEWFOUNDLAND AND LABRADOR

Independence. Credibility. Integrity.

August 22, 2025

Ref: DP02-F4225

Honourable Derek Bennett, M.H.A.
Chair of the House of Assembly
Management Commission
House of Assembly
P.O. Box 8700
St. John's, Newfoundland and Labrador
A1B 4J6

Dear Sir:

In accordance with Section 43 of the House of Assembly Accountability, Integrity and Administration Act (the Act), I have performed the audit of the House of Assembly and its Statutory Offices for the year ended March 31, 2025. Section 43(6) of the Act requires that the audit consist of:

- an opinion on whether the accounts are fairly presented in accordance with the accounting policies noted;
- an opinion on whether the expenses incurred are in accordance with the policies of the House of Assembly Management Commission and, where applicable, the policies of the Executive Branch of Government; and
- an opinion on whether the Clerk of the House of Assembly's assessment of the effectiveness of internal controls is fairly stated and whether the internal controls are operating effectively.

I enclose a copy of the audited financial information and management certification for the year ended March 31, 2025, along with my Independent Auditor's Report thereon. After you and a member of the House of Assembly Management Commission have signed the audited financial information, please return a copy to me.



I express my appreciation for the cooperation and assistance received during the course of the audit.

Yours truly,

DENISE HANRAHAN, CPA, MBA, ICD.D
Auditor General

Enclosure

c.c. Ms. Kim Hawley-George, KC
Clerk of the House of Assembly and Secretary to the Management Commission

House of Assembly Audit Committee:

Ms. Lisa Dempster, M.H.A., Chair
Mr. Craig Pardy, M.H.A., Member
Ms. Beverley Evans, FCPA, FCA, ICD.D, Member
Ms. Deborah Collis, CPA, CA, Member
Ms. Gerrie Smith, BA, LL.B, LL.M, Secretary

**HOUSE OF ASSEMBLY
AND ITS STATUTORY OFFICES**

**FINANCIAL INFORMATION
AND
MANAGEMENT CERTIFICATION**

MARCH 31, 2025

**HOUSE OF ASSEMBLY
AND ITS STATUTORY OFFICES**

FINANCIAL INFORMATION

MARCH 31, 2025



OFFICE OF THE AUDITOR GENERAL
NEWFOUNDLAND AND LABRADOR

INDEPENDENT AUDITOR'S REPORT

To the Members of the House of Assembly Management Commission
Province of Newfoundland and Labrador

Opinion

I have audited the financial information of the House of Assembly and its Statutory Offices (the Assembly), which comprises the schedule of assets and liabilities as at March 31, 2025, the schedule of expenditure and related revenue, the schedule of gross expenditure and unexpended balances for the year then ended and the Notes to the financial information, including a summary of significant accounting policies and other explanatory information. The financial information has been prepared by management of the Assembly to comply with the requirements of the House of Assembly Accountability, Integrity and Administration Act (the Act).

I have also audited, in accordance with section 43(6)(b) of the Act, the expenses incurred by the Assembly to determine whether they were in accordance with the policies of the House of Assembly Management Commission and, where applicable, the policies of the Executive Branch of Government.

As well, I have audited, in accordance with section 43(6)(c) of the Act, the assessment of the Clerk of the House of Assembly of the effectiveness of the internal controls of the Assembly as at March 31, 2025.

In my opinion, the financial information of the Assembly for the year ended March 31, 2025, is prepared, in all material respects, in accordance with the accounting policies disclosed in Note 1(a).

Also, in my opinion, the expenses incurred by the Assembly were in accordance with the policies of the House of Assembly Management Commission which were in place during the year and, where applicable, the policies of the Executive Branch of Government.

As well, in my opinion, the assessment of internal controls by the Clerk of the House of Assembly over financial reporting at the Assembly as at March 31, 2025, was fairly stated and the internal controls over financial reporting at the Assembly were operating effectively, in all material respects, as at that date.

Independent Auditor's Report (cont.)

Basis for Opinion

I conducted my audit in accordance with Canadian generally accepted auditing standards. My responsibilities under those standards are further described in the Auditor's Responsibilities for the Audit of the Financial Information section of my report. I am independent of the Assembly in accordance with the ethical requirements that are relevant to my audit of the financial information in Canada, and I have fulfilled my other ethical responsibilities in accordance with these requirements. I believe that the audit evidence I have obtained is sufficient and appropriate to provide a basis for my opinion.

Emphasis of Matter - Basis of Accounting and Restriction on Use

Without modifying my opinion, I draw attention to Note 1(a) to the financial information, which describes the basis of accounting. The financial information is prepared solely to assist the House of Assembly Management Commission to comply with the requirements of the Act. As a result, the financial information may not be suitable for another purpose. My report is intended solely for the use of the House of Assembly Management Commission and should not be used by anyone other than the specified user.

Other Information

Management is responsible for the other information. The other information comprises the information included in the annual report, but does not include the financial information and my auditor's report thereon. The annual report is expected to be made available to me after the date of this auditor's report.

My opinion on the financial information does not cover the other information and I will not express any form of assurance conclusion thereon.

In connection with my audit of the financial information, my responsibility is to read the other information identified above when it becomes available and, in doing so, consider whether the other information is materially inconsistent with the financial information or my knowledge obtained in the audit, or otherwise appears to be materially misstated. When I read the annual report, if I conclude that there is a material misstatement therein, I am required to communicate the matter to those charged with governance.

Responsibilities of Management and Those Charged with Governance for the Financial Information

Management is responsible for the preparation of the financial information in accordance with the accounting policies disclosed in Note 1(a), and for such internal control as management determines is necessary to enable the preparation of financial information that is free from material misstatement, whether due to fraud or error.

Independent Auditor's Report (cont.)

In preparing the financial information, management is responsible for assessing the Assembly's ability to continue as a going concern, disclosing, as applicable, matters related to going concern and using the going concern basis of accounting unless the Government of Newfoundland and Labrador either intends to cease operations, or has no realistic alternative but to do so.

Those charged with governance are responsible for overseeing the Assembly's financial reporting process.

Auditor's Responsibilities for the Audit of the Financial Information

My objectives are to obtain reasonable assurance about whether the financial information as a whole is free from material misstatement, whether due to fraud or error, and to issue an auditor's report that includes my opinion. Reasonable assurance is a high level of assurance, but is not a guarantee that an audit conducted in accordance with Canadian generally accepted auditing standards will always detect a material misstatement when it exists. Misstatements can arise from fraud or error and are considered material if, individually or in the aggregate, they could reasonably be expected to influence the economic decisions of users taken on the basis of the financial information.

As part of an audit in accordance with Canadian generally accepted auditing standards, I exercise professional judgment and maintain professional skepticism throughout the audit. I also:

- Identify and assess the risks of material misstatement of the financial information, whether due to fraud or error, design and perform audit procedures responsive to those risks, and obtain audit evidence that is sufficient and appropriate to provide a basis for my opinion. The risk of not detecting a material misstatement resulting from fraud is higher than for one resulting from error, as fraud may involve collusion, forgery, intentional omissions, misrepresentations, or the override of internal control.
- Obtain an understanding of internal control relevant to the audit in order to design audit procedures that are appropriate in the circumstances.
- Evaluate the appropriateness of accounting policies used and the reasonableness of accounting estimates and related disclosures made by management.
- Conclude on the appropriateness of management's use of the going concern basis of accounting and, based on the audit evidence obtained, whether a material uncertainty exists related to events or conditions that may cast significant doubt on the Assembly's ability to continue as a going concern. If I conclude that a material uncertainty exists, I am required to draw attention in my auditor's report to the related disclosures in the financial information or, if such disclosures are inadequate, to modify my opinion. My conclusions are based on the audit evidence obtained up to the date of my auditor's report. However, future events or conditions may cause the Assembly to cease to continue as a going concern.

Independent Auditor's Report (cont.)

- Evaluate the overall presentation, structure and content of the financial information, including the disclosures, and whether the financial information represents the underlying transactions and events in accordance with the accounting policies disclosed in Note 1(a).

The internal control over financial reporting by the Assembly is a process designed to provide reasonable assurance regarding the reliability of financial reporting and the preparation of financial information. The internal control over financial reporting by the Assembly includes those policies and procedures that: (1) pertain to the maintenance of records that, in reasonable detail, accurately and fairly reflect the transactions and dispositions of the assets of the Assembly; (2) provide reasonable assurance that transactions are recorded as necessary to permit preparation of financial information in accordance with the accounting policies disclosed in the financial information, and that receipts and expenditures of the Assembly are being made only in accordance with proper authorizations; and (3) provide reasonable assurance regarding prevention or timely detection of unauthorized acquisition, use, or disposition of the assets of the Assembly that could have a material effect on the financial information.

Because of its inherent limitations, internal control over financial reporting may not prevent or detect misstatements. Also, projections of any evaluation of effectiveness to future periods are subject to the risk that controls may become inadequate because of changes in conditions, or that the degree of compliance with the policies or procedures may deteriorate.

I communicate with those charged with governance regarding, among other matters, the planned scope and timing of the audit and significant audit findings, including any significant deficiencies in internal control that I identify during my audit.



DENISE HANRAHAN, CPA, CMA, MBA, ICD.D
Auditor General

August 22, 2025
St. John's, Newfoundland and Labrador

**HOUSE OF ASSEMBLY AND ITS STATUTORY OFFICES
PROVINCE OF NEWFOUNDLAND AND LABRADOR
SCHEDULE OF ASSETS AND LIABILITIES
As at March 31**

	<u>2025</u>	<u>2024</u>
ASSETS		
Cash Held in Trust (Note 2)	\$ 7,972	\$ 7,519
Accounts Receivable (Note 3)	4,541	1,520
Prepaid Expenses (Note 4)	100,866	104,084
Tangible Capital Assets (Note 5)	888,312	206,506
Total assets	\$ 1,001,691	\$ 319,629

LIABILITIES

Accounts Payable	\$ 183	\$ 824
Accrued Payroll	312,359	293,912
Accrued Paid and Annual Leave	2,752,358	2,900,816
Accrued Overtime	49,332	43,265
Accrued Severance Pay / Transitional Allowance (Note 6)	2,241,390	1,889,429
Trust Liability (Note 2)	7,972	7,519
Total liabilities	\$ 5,363,594	\$ 5,135,765

**Pensions and Group Health and Life Insurance Benefits (Note 7)
Contractual Obligations (Note 8)**

See accompanying notes

Signed on behalf of the
House of Assembly
Management Commission:

Chair of the House of Assembly
Management Commission

Member of the House of Assembly
Management Commission

**HOUSE OF ASSEMBLY AND ITS STATUTORY OFFICES
PROVINCE OF NEWFOUNDLAND AND LABRADOR
SCHEDULE OF EXPENDITURE AND RELATED REVENUE
For the Year Ended March 31**

	2025 ACTUAL	ESTIMATES		2024 ACTUAL
		AMENDED	ORIGINAL	
HOUSE OF ASSEMBLY				
Administrative Support				
Salaries	\$ 1,597,263	\$ 1,629,000	\$ 1,700,500	\$ 2,124,765
Employee Benefits	7,590	7,600	4,500	9,183
Transportation and Communications	40,255	59,400	59,400	41,822
Supplies	43,171	43,800	36,200	54,271
Professional Services	134,793	134,800	88,500	52,729
Purchased Services	18,029	31,800	62,000	97,949
Property, Furnishings and Equipment	30,605	63,700	92,500	64,671
	<u>1,871,706</u>	<u>1,970,100</u>	<u>2,043,600</u>	<u>2,445,390</u>
Revenue (Provincial)	(1,343)	-	-	(37,997)
Total: Administrative Support	<u>1,870,363</u>	<u>1,970,100</u>	<u>2,043,600</u>	<u>2,407,393</u>
Legislative Library, Proceedings Support and Research, Records Management, and Hansard (NOTE 10)				
Salaries	1,105,529	1,183,800	1,183,800	1,120,169
Employee Benefits	993	1,200	1,200	901
Transportation and Communications	5,207	10,500	10,500	8,992
Supplies	106,439	111,200	111,200	104,222
Professional Services	-	-	-	6,625
Purchased Services	3,939	6,000	6,000	3,483
	<u>1,222,107</u>	<u>1,312,700</u>	<u>1,312,700</u>	<u>1,244,392</u>
Total: Legislative Library, Proceedings Support and Research, Records Management, and Hansard	<u>1,222,107</u>	<u>1,312,700</u>	<u>1,312,700</u>	<u>1,244,392</u>
Committees, Policy and Communications (NOTE 10)				
Salaries	536,879	638,100	638,100	243,825
Employee Benefits	950	1,300	1,300	1,300
Transportation and Communications	3,254	11,600	18,300	1,079
Supplies	3,340	7,700	7,700	2,271
Purchased Services	77,851	151,000	320,000	122,206
Property, Furnishings and Equipment	744,631	750,700	575,000	3,255
	<u>1,366,905</u>	<u>1,560,400</u>	<u>1,560,400</u>	<u>373,936</u>
Revenue (Provincial)	(3,483)	(6,300)	(6,300)	-
Total: Committees, Policy and Communications	<u>1,363,422</u>	<u>1,554,100</u>	<u>1,554,100</u>	<u>373,936</u>

**HOUSE OF ASSEMBLY AND ITS STATUTORY OFFICES
PROVINCE OF NEWFOUNDLAND AND LABRADOR
SCHEDULE OF EXPENDITURE AND RELATED REVENUE
For the Year Ended March 31**

	2025 ACTUAL	ESTIMATES		2024 ACTUAL
		AMENDED	ORIGINAL	
HOUSE OF ASSEMBLY (cont.)				
Members' Resources				
Salaries	6,751,256	6,880,600	7,082,300	6,636,846
Transportation and Communications	10,093	17,200	5,200	677
Supplies	-	-	-	3,449
Professional Services	3,000	3,000	-	176,684
Purchased Services	28,102	28,200	10,000	32,537
Allowances and Assistance	1,394,968	2,245,200	2,360,900	1,271,040
Grants and Subsidies	3,419	3,500	5,200	3,311
	<u>8,190,838</u>	<u>9,177,700</u>	<u>9,463,600</u>	<u>8,124,544</u>
Revenue (Provincial)	(9,125)	-	-	(9,008)
Total: Members' Resources	<u>8,181,713</u>	<u>9,177,700</u>	<u>9,463,600</u>	<u>8,115,536</u>
House Operations				
Salaries	172,623	191,100	216,100	170,103
Employee Benefits	4,250	5,900	5,900	5,075
Transportation and Communications	56,177	96,800	125,000	78,206
Supplies	9,942	14,500	14,500	4,971
Professional Services	360	3,900	3,900	49,118
Purchased Services	23,149	41,500	41,500	25,635
Property, Furnishings and Equipment	105	1,700	1,700	-
Grants and Subsidies	11,710	11,800	11,800	11,655
	<u>278,316</u>	<u>367,200</u>	<u>420,400</u>	<u>344,763</u>
Revenue (Provincial)	(1,738)	-	-	(8,303)
Total: House Operations	<u>276,578</u>	<u>367,200</u>	<u>420,400</u>	<u>336,460</u>
Government Members' Caucus				
Salaries	318,806	345,200	372,700	343,203
Employee Benefits	-	1,000	1,000	-
Transportation and Communications	8,855	18,900	22,200	8,508
Supplies	12,105	12,200	8,900	7,616
Purchased Services	3,675	7,700	7,700	2,805
Property, Furnishings and Equipment	796	2,200	2,200	753
Grants and Subsidies	35,685	35,700	37,700	36,287
	<u>379,922</u>	<u>422,900</u>	<u>452,400</u>	<u>399,172</u>
Official Opposition Caucus				
Salaries	1,634,665	1,634,700	1,116,800	1,100,259
Employee Benefits	900	2,800	2,800	2,303
Transportation and Communications	64,317	66,900	74,200	45,477
Supplies	25,787	26,300	23,100	17,241
Professional Services	37,500	37,500	-	-
Purchased Services	24,257	25,400	21,300	14,653
Property, Furnishings and Equipment	2,066	5,500	5,500	6,721
Grants and Subsidies	23,110	23,200	18,900	19,452
	<u>1,812,602</u>	<u>1,822,300</u>	<u>1,262,600</u>	<u>1,206,106</u>

**HOUSE OF ASSEMBLY AND ITS STATUTORY OFFICES
PROVINCE OF NEWFOUNDLAND AND LABRADOR
SCHEDULE OF EXPENDITURE AND RELATED REVENUE
For the Year Ended March 31**

	2025 ACTUAL	ESTIMATES		2024 ACTUAL
		AMENDED	ORIGINAL	
HOUSE OF ASSEMBLY (cont.)				
Third Party Caucus				
Salaries	428,558	434,800	452,700	430,279
Employee Benefits	1,792	1,800	1,100	1,653
Transportation and Communications	12,340	23,400	24,300	8,877
Supplies	7,950	9,000	9,000	3,477
Purchased Services	4,400	8,000	7,800	3,102
Property, Furnishings and Equipment	170	2,200	2,200	1,328
Grants and Subsidies	13,677	13,700	13,700	13,244
Total: Third Party Caucus	468,887	492,900	510,800	461,960
TOTAL: HOUSE OF ASSEMBLY	15,575,594	17,119,900	17,020,200	14,544,955
OFFICE OF THE CHIEF ELECTORAL OFFICER				
Salaries	1,385,110	1,385,300	1,363,000	1,045,415
Employee Benefits	10,627	10,900	4,500	2,382
Transportation and Communications	276,916	573,800	578,400	107,285
Supplies	150,908	205,000	205,000	115,380
Professional Services	42,597	42,600	38,000	51,745
Purchased Services	697,864	1,502,200	1,508,600	573,425
Property, Furnishings and Equipment	102,732	117,000	117,000	425,242
Grants and Subsidies	97,297	112,000	112,000	-
	2,764,051	3,948,800	3,926,500	2,320,874
Revenue (Provincial)	(9,899)	-	-	(1,102)
Total: Office of the Chief Electoral Officer	2,754,152	3,948,800	3,926,500	2,319,772
OFFICE OF THE CITIZENS' REPRESENTATIVE				
Salaries	845,272	873,100	873,100	867,046
Employee Benefits	1,873	7,000	7,000	338
Transportation and Communications	12,263	34,800	34,800	13,027
Supplies	3,440	5,000	5,000	5,431
Professional Services	11,842	69,600	69,600	14,557
Purchased Services	86,169	113,000	113,000	83,906
Property, Furnishings and Equipment	215	8,000	8,000	769
	961,074	1,110,500	1,110,500	985,074
Revenue (Provincial)	(5,443)	(3,800)	(3,800)	-
Total: Office of the Citizens' Representative	955,631	1,106,700	1,106,700	985,074

HOUSE OF ASSEMBLY AND ITS STATUTORY OFFICES
 PROVINCE OF NEWFOUNDLAND AND LABRADOR
 SCHEDULE OF EXPENDITURE AND RELATED REVENUE
 For the Year Ended March 31

	2025 ACTUAL	ESTIMATES		2024 ACTUAL
		AMENDED	ORIGINAL	
OFFICE OF THE CHILD AND YOUTH ADVOCATE				
Salaries	1,496,412	1,499,500	1,281,500	1,240,831
Employee Benefits	1,919	3,500	3,500	1,789
Transportation and Communications	40,021	55,400	55,400	26,477
Supplies	7,943	8,100	6,000	5,940
Professional Services	8,065	19,000	19,000	6,132
Purchased Services	142,554	153,900	160,900	149,493
Property, Furnishings and Equipment	8,734	8,900	4,000	3,839
Total: Office of the Child and Youth Advocate	1,705,648	1,748,300	1,530,300	1,434,501
OFFICE OF THE INFORMATION AND PRIVACY COMMISSIONER				
Salaries	1,259,389	1,288,200	1,288,200	1,446,391
Employee Benefits	6,714	6,800	4,500	2,788
Transportation and Communications	24,500	35,300	35,300	27,235
Supplies	9,356	9,500	6,700	4,761
Professional Services	59,229	62,200	75,000	63,974
Purchased Services	136,670	137,600	129,900	122,981
Property, Furnishings and Equipment	6,138	7,000	7,000	4,806
Total: Office of the Information and Privacy Commissioner	1,501,996	1,546,600	1,546,600	1,672,936
OFFICE OF THE SENIORS' ADVOCATE				
Salaries	515,078	530,500	530,500	450,330
Employee Benefits	3,359	5,700	5,700	2,650
Transportation and Communications	28,646	49,200	61,900	30,847
Supplies	3,598	5,000	5,000	3,913
Professional Services	1,395	9,000	9,000	2,482
Purchased Services	43,956	44,200	44,000	48,477
Property, Furnishings and Equipment	16,345	16,500	4,000	10,056
Total: Office of the Seniors' Advocate	612,377	660,100	660,100	548,755
OFFICE OF THE COMMISSIONER FOR LEGISLATIVE STANDARDS				
Salaries	212,722	222,800	252,700	149,063
Employee Benefits	475	2,000	2,000	1,222
Transportation and Communications	3,335	4,500	9,500	5,666
Supplies	3,500	3,700	2,000	41
Professional Services	9,412	9,500	5,000	20,089
Purchased Services	536	3,100	4,500	-
Property, Furnishings and Equipment	15,360	15,800	8,000	1,358
Total: Office of the Commissioner for Legislative Standards	245,340	261,400	283,700	177,439
TOTAL: HOUSE OF ASSEMBLY AND ITS STATUTORY OFFICES	\$ 23,350,738	\$ 26,391,800	\$ 26,074,100	\$ 21,683,432

See accompanying notes

**HOUSE OF ASSEMBLY AND ITS STATUTORY OFFICES
PROVINCE OF NEWFOUNDLAND AND LABRADOR
SCHEDULE OF GROSS EXPENDITURE AND UNEXPENDED BALANCES
For the Year Ended March 31**

	<u>2025</u>	<u>2024</u>
Original estimates (net)	\$ 26,074,100	\$ 23,810,900
Add transfers of Estimates	317,700	-
Add back revenue estimates net of transfers and statutory payments	-	-
	<u>26,391,800</u>	<u>23,810,900</u>
Original estimates of expenditure (Gross)	26,391,800	23,810,900
Supplementary supply	-	-
	<u>26,391,800</u>	<u>23,810,900</u>
Total appropriation	26,391,800	23,810,900
Total net expenditure	23,350,738	21,683,432
Add revenues	31,031	56,410
	<u>23,381,769</u>	<u>21,739,842</u>
Total gross expenditure	23,381,769	21,739,842
Unexpended balance of appropriation	\$ 3,010,031	\$ 2,071,058

See accompanying notes

**HOUSE OF ASSEMBLY AND ITS STATUTORY OFFICES
PROVINCE OF NEWFOUNDLAND AND LABRADOR
NOTES TO FINANCIAL INFORMATION
March 31, 2025**

Authority, nature of operations and basis of consolidation

The House of Assembly of Newfoundland and Labrador consists of 40 Members each of whom has been elected by the voters in the Provincial district which they represent. The House of Assembly in conjunction with the Lieutenant-Governor is known as the Legislature and its main role is to be the official law maker for all Provincial legislation. The Assembly debates draft legislation, estimates etc. and approves legislation or amendments for signature by the Lieutenant-Governor (Royal Assent).

This financial information reflects the financial operations of the House of Assembly and its Statutory Offices, as defined by the House of Assembly Accountability, Integrity and Administration Act (the Act). This financial information does not include the financial information of the Office of the Auditor General, which is another Statutory Office of the House of Assembly. The financial information of the Office of the Auditor General is audited by an independent firm of public accountants and presented under separate cover.

1. Summary of Significant Accounting Policies

(a) Basis of Presentation

The Schedule of Assets and Liabilities has been prepared on the accrual basis of accounting, consistent with the basis of accounting used in the preparation of the Consolidated Summary Financial Statements of the Province of Newfoundland and Labrador.

The Schedule of Expenditure and Related Revenue and the Schedule of Gross Expenditure and Unexpended Balances have been prepared on the modified cash basis of accounting, consistent with the basis of accounting in the preparation of the Report on the Program Expenditures and Revenues of the Consolidated Revenue Fund. In addition to the actual expenditure and related revenue for the year, for information purposes, the Schedule of Expenditure and Related Revenue includes the original and amended estimates for the House of Assembly and its Statutory Offices.

The accounting policies are also consistent with those used in the preparation of the Consolidated Summary Financial Statements of the Province of Newfoundland and Labrador.

HOUSE OF ASSEMBLY AND ITS STATUTORY OFFICES
PROVINCE OF NEWFOUNDLAND AND LABRADOR
NOTES TO FINANCIAL INFORMATION
March 31, 2025

(b) Measurement Uncertainty

The preparation of financial information in conformity with the policies described in Note 1(a) requires management to make estimates and assumptions that affect the reported amounts of assets and liabilities at the date of the Schedule of Assets and Liabilities. Items requiring the use of significant estimates include the allowance for doubtful accounts and the useful lives of tangible capital assets.

There is no provision for accrued sick leave. Accrued sick leave is reported by the Province and is not reflected in the financial information of the House of Assembly and Statutory Offices.

Estimates are based on the best information available at the time of preparation of the financial information and are reviewed annually to reflect new information as it becomes available. Measurement uncertainty exists in this financial information. Actual results could differ from these estimates.

2. Cash Held in Trust

The \$7,972 (2024 - \$7,519) of cash held in trust is held by the Office of the Chief Electoral Officer. There is a corresponding liability for this amount. These monies, including nomination fees, were deposited by candidates in General Elections and in by-elections from funds provided to the candidates in support of their respective election campaigns.

Candidates' nomination fees of \$200 per candidate are held until candidates file papers to have these fees reimbursed. Excess funds that exceed the campaign limits per the Elections Act, 1991 are held in trust until the next Provincial general election.

3. Accounts receivable

	<u>2025</u>	<u>2024</u>
Due from Judgment Enforcements	\$ 345,540	\$ 2,788,712
Miscellaneous amounts	4,541	1,520
	<u>350,081</u>	<u>2,790,232</u>
Less: allowance for doubtful accounts	<u>(345,540)</u>	<u>(2,788,712)</u>
Total accounts receivable	\$ 4,541	\$ 1,520

The accounts receivable and the related allowance for doubtful accounts for amounts due from Judgment Enforcements were provided by the Office of the Comptroller General.

**HOUSE OF ASSEMBLY AND ITS STATUTORY OFFICES
PROVINCE OF NEWFOUNDLAND AND LABRADOR
NOTES TO FINANCIAL INFORMATION
March 31, 2025**

TBA2025-H001 provided Treasury Board authority to write off the balance of \$2,443,171.88 owing from a debtor in accordance with Section 18 of the Financial Administration Act. This debt was not collectible as the debtor is deceased and the account is statute barred under the Limitations Act which legally extinguishes any future collectability of this debt.

4. Prepaid expenses

	<u>2025</u>	<u>2024</u>
Memberships and subscriptions	\$ 86,686	\$ 72,568
Travel and other	14,180	31,516
Total prepaid expenses	\$ 100,866	\$ 104,084

5. Tangible Capital Assets

	<u>Furniture and Equipment</u>
Cost	
Balance, March 31, 2024	\$ 1,476,012
Additions	722,524
Disposals	-
Balance, March 31, 2025	2,198,536
Accumulated amortization	
Balance, March 31, 2024	1,269,506
Amortization expense	40,718
Disposals	-
Balance, March 31, 2025	1,310,224
Net book value, March 31, 2025	\$ 888,312
Net book value, March 31, 2024	\$ 206,506

These assets are amortized over a 10-year period.

**HOUSE OF ASSEMBLY AND ITS STATUTORY OFFICES
PROVINCE OF NEWFOUNDLAND AND LABRADOR
NOTES TO FINANCIAL INFORMATION
March 31, 2025**

6. Accrued severance pay / Transitional allowance

The liability for severance/transitional pay in the amount of \$2,241,390 (2024 - \$1,899,429) is reported on the accrual basis of accounting on the Schedule of Assets and Liabilities and is calculated based on years of service and current salary levels.

Members of the House of Assembly elected on or before November 29, 2015, are eligible for severance pay when they cease to be Members. Severance pay for Members is based on one month's basic indemnity for each year of service and is prorated for part of the year's service. Minimum severance for Members is three months' pay, while maximum is twelve months' pay.

Members elected on or after November 30, 2015 must serve at least 3 years in order to be eligible for severance. Any Member who is disqualified from being a Member pursuant to Part V of the Act other than the failure to be re-elected or the resignation of his/her seat, is not eligible to receive severance. If a Member's service ends prior to the end of an Assembly, the severance will be pro-rated for the years of service as outlined in the Severance Policy for Members. No provision has been made for non-vesting severance benefits. The provisions of this policy only apply to 2 former Members of the 50th General Assembly.

Effective April 1, 2024, under the authority of paragraph 11(3)(a) and subparagraph 20(6)(b)(ii) of the House of Assembly Accountability, Integrity and Administration Act (the Act), the House of Assembly Management Commission established a transitional allowance policy for Members of the House of Assembly. The provisions of this policy apply only to those Members who resigned, died, retired or were defeated on or after April 1, 2024. Transitional allowance is calculated at one months' salary for each year of MHA service, prorated by number of days for part-years of service, with a minimum of 3 months and a maximum of 12 months. Where a Member is re-elected following a break in service as an MHA, that Member's prior service as an MHA for which transitional allowance or severance has already been paid shall not be counted towards years of service for any future transitional allowance. The Member shall be considered as commencing their first general assembly, regardless of how many general assemblies in which they have previously served.

Contracts for political support staff were renewed on January 31, 2019, in order to implement revised severance benefits. Under the new contracts, political support staff are entitled to pay of either 30 calendar days or six weeks, depending on their contract. The entitlement is not dependent on years of service. Political support staff who resign from their positions or those who are dismissed during the probationary period are not entitled to any severance benefit. No provision has been made in this financial information for severance pay for political support staff under the new contracts.

Executive, management and non-management/non-union employees of the House of Assembly and Statutory Offices as at May 31, 2018 were entitled to severance pay. No further severance will accrue for these employees after May 31, 2018. All employees had the option of receiving their severance entitlement prior to March 31, 2019 or deferring it to a later date. The severance liability as at March 31, 2025 includes severance owing to Members and former Members of the House of Assembly.

**HOUSE OF ASSEMBLY AND ITS STATUTORY OFFICES
PROVINCE OF NEWFOUNDLAND AND LABRADOR
NOTES TO FINANCIAL INFORMATION
March 31, 2025**

7. Pensions and Group Health and Life Insurance Benefits

Members participate in the Members of the House of Assembly Pension Plan (MHA Pension Plan), as defined by the Members of the House of Assembly Retiring Allowances Act. Members who were contributing to another private or employer related pension plan may opt out of the MHA Pension Plan for their first General Assembly provided the decision is made prior to the first payment of salary. The Members are required to participate in the MHA Pension Plan upon subsequent re-election.

The staff of the House of Assembly and Statutory Offices participate in the Public Service Pension Plan (PSPP), as defined by the Public Service Pension Act, 2019 (the Act), or the Government Money Purchase Pension Plan (GMPP).

Amounts are paid out of the Consolidated Revenue Fund (CRF) to match the pension contributions of Members and staff who participate in the PSPP or the MHA Pension Plan. Amounts are also paid out of the CRF to generally match the pension contributions of staff who participate in the GMPP. These amounts are costs of the Province of Newfoundland and Labrador and are not reflected in this financial information.

Provident¹⁰ is the corporation which administers the PSPP, including payments of pension benefits to retired employees whom the *Act* applies. All PSPP contributions are remitted to Provident¹⁰.

Under the Pensions Funding Act, the Province is responsible for liabilities for the cost of future pensions in excess of the contributions made by Members of the MHA Pension Plan and the CRF. Any unfunded pension liabilities relating to the Members of the House of Assembly are liabilities of the Province and are not reflected in this financial information.

All retired employees and Members of the Legislature who participate in the MHA Pension Plan or the PSPP are eligible to participate in the Province's Group Health and Life Insurance Program. Amounts are paid out of the CRF to match the amounts deducted from those who participate in this program. These amounts are costs of the Province of Newfoundland and Labrador and are not reflected in this financial information.

The Province is responsible for any liability relating to the group health and life insurance program. Any unfunded liabilities relating to the Members or staff of the House of Assembly and its Statutory Offices are liabilities of the Province and are not reflected in this financial information.

Details regarding the MHA Pension Plan, the PSPP, the GMPP and the Group, Health and Life Insurance Program are outlined in the Public Accounts of the Province of Newfoundland and Labrador.

**HOUSE OF ASSEMBLY AND ITS STATUTORY OFFICES
PROVINCE OF NEWFOUNDLAND AND LABRADOR
NOTES TO FINANCIAL INFORMATION
March 31, 2025**

8. Contractual Obligations

The House of Assembly and its Statutory Offices have outstanding contractual obligations in the amount of \$4,444,157 relating to the lease of office accommodations. The schedule of payments related to these leases for the next nine years is as follows:

2026	\$ 656,602
2027	616,065
2028	555,996
2029	517,866
2030	494,821
2031	445,568
2032	445,568
2033	445,568
2034	<u>266,103</u>
	<u>\$ 4,444,157</u>

9. Related Party Transactions

The House of Assembly is leasing space for two Statutory Offices from the Newfoundland and Labrador Housing Corporation, a crown corporation. The House of Assembly has recognized in the financial information \$134,318 (2024 - \$146,280) in Purchased Services related to these leases. The annual commitment for these lease payments, as reflected in Note 8 Contractual Obligations is as follows: 2026 - \$31,441; 2027 - \$31,441; and 2028 - \$18,341. The transactions were conducted in the normal course of business and are recorded at fair market value.

10. Comparative figures

In prior years Hansard and the Broadcast Centre was one activity in the financial information. The House of Assembly Management Commission approved a reorganization in July 2023, that was reflected in the Estimates of the Program Expenditure and Revenue of the Consolidated Revenue Fund 2024-25. The reorganization resulted in the creation of the Legislative Library, Proceedings Support and Research, Records Management and Hansard Division (formerly Legislative Library and Records Management) and the Committees, Policy and Communications Division (formerly Hansard and Broadcast Centre). Certain comparative figures have been reclassified to conform to the current period presentation.

11. Income taxes

The House of Assembly and its Statutory Offices are not subject to Provincial or Federal income taxes.

**HOUSE OF ASSEMBLY
AND ITS STATUTORY OFFICES**

MANAGEMENT CERTIFICATION

MARCH 31, 2025





**MANAGEMENT CERTIFICATION
HOUSE OF ASSEMBLY – MARCH 31, 2025**

Pursuant to Paragraph 28(3)(1) of the *House of Assembly Accountability, Integrity and Administration Act*,

I, **Kim Hawley George**, Clerk of the House of Assembly of Newfoundland and Labrador, certify that:

1. I have reviewed the financial information of the House of Assembly and Statutory Offices, as defined in the *House of Assembly Accountability, Integrity and Administration Act*, for the period ending March 31, 2025;
2. Based on my knowledge, the financial information does not contain any untrue statement of a material fact or omit to state a material fact required to be stated or that is necessary to make a statement not misleading in light of the circumstances under which it was made, with respect to the period covered by the financial information;
3. Based on my knowledge, the annual financial information presents in all material respects the results of transactions at the House of Assembly and Statutory Offices as defined in the *House of Assembly Accountability, Integrity and Administration Act*, as of the date and for the periods presented;
4. I am responsible for establishing and maintaining disclosure controls and procedures and internal control over financial reporting for the House of Assembly and Statutory Offices as defined in the *House of Assembly Accountability, Integrity and Administration Act*, and I have:
 - (a) designed such disclosure controls and procedures, or caused them to be designed under my supervision, to provide reasonable assurance that material information relating to the House of Assembly and Statutory Offices, as defined in the *House of Assembly Accountability, Integrity and Administration Act*, is made known to me by others, particularly during the period in which the financial information is being prepared;
 - (b) designed such internal control over financial reporting, or caused it to be designed under my supervision, to provide reasonable assurance regarding the reliability of financial reporting and the preparation of financial information in accordance with the required policies;
 - (c) evaluated the effectiveness of the disclosure controls and procedures as of March 31, 2025 and am satisfied with the effectiveness based on such evaluation; and
 - (d) evaluated the effectiveness of the internal control over financial reporting as of March 31, 2025 and am satisfied with the effectiveness based on such evaluation.


Clerk of the House of Assembly

Date 

**House of Assembly Management Commission
Briefing Note**

Title: Audited Financial Information – Office of the Auditor General

Issue: Submission of the financial information of the Office of the Auditor General for fiscal year ended 31 March 2025.

Background:

- Section 36 of the *Auditor General Act, 2021* (the Act) provides that the Management Commission appoint a qualified auditor to annually audit the Office of the Auditor General.
- Subsection 36(3) of that Act provides that the auditor appointed submit a report to the Management Commission, and that the Speaker must also table a copy of the report in the House of Assembly.
- In accordance with the provisions of the Act, the audited financial information for the Office of the Auditor General for the fiscal year ended 31 March 2025 is presented to the Commission.

Analysis:

Legal Consultation:

Not applicable

Internal Consultation(s):

Not applicable

External Consultation(s):

Not applicable

Comparison to Government Policy:

Not applicable

Financial Impact:

Not applicable

Legislative Impact:

Not applicable

Options:

- Not applicable

Status:

- Not applicable

Action Required:

- For reporting purposes only – no decision required.

Prepared by: B. Russell
Date: March 25, 2026

Approved by: K. Hawley George, KC

Attachments:

1. Audited financial statements – Office of the Auditor General – 31 March 2025



Financial Information

Office of the Auditor General

Province of Newfoundland and Labrador

March 31, 2025

Contents

	Page
Independent Auditors' Report	1-2
Supplementary Financial Information	3
Schedule of Expenditures	4
Schedule of Gross Expenditures and Unexpended Balances	5
Notes to the Financial Information	6-8

Independent Auditors' Report

To the Members of the
House of Assembly Management Commission
Province of Newfoundland and Labrador

Opinion

We have audited the supplementary financial information of the Office of the Auditor General, Province of Newfoundland and Labrador ("the Office") as at March 31, 2025, which comprises the schedule of expenditures and schedule of gross expenditures and unexpended balances for the year then ended, and notes to the financial information, including a summary of significant accounting policies.

In our opinion, the accompanying financial information presents fairly in all material respects, the financial position of the Office of the Auditor General, Province of Newfoundland and Labrador, as at March 31, 2025, and its results of operations for the year then ended in accordance with policies disclosed in Note 2.

Basis for Opinion

We conducted our audit in accordance with Canadian generally accepted auditing standards. Our responsibilities under those standards are further described in the Auditor's Responsibilities for the Audit of the financial information section of our report. We are independent of the Office in accordance with the ethical requirements that are relevant to our audit of the financial statements in Canada, and we have fulfilled our other ethical responsibilities in accordance with these requirements. We believe that the audit evidence we have obtained is sufficient and appropriate to provide a basis for our opinion.

Emphasis of Matter – Basis of Accounting and Restriction on Use

We draw attention to Note 2 to the financial information, which describes the basis of accounting. The financial information is prepared to assist the Office of the Auditor General and the House of Assembly Management Commission, Province of Newfoundland and Labrador to meet the requirements of Section 36 of the Auditor General Act, 2021. As a result, the financial information may not be suitable for another purpose. Our opinion is not modified in respect of this matter. Our report is intended solely for the House of Assembly Management Commission and the Office of the Auditor General, Province of Newfoundland and Labrador and should not be used by parties other than the members of the House of Assembly Management Commission and management of the Office of the Auditor General, Province of Newfoundland and Labrador.

Responsibilities of Management and Those Charged with Governance for the Financial Statements

Management is responsible for the preparation and fair presentation of this financial information in accordance with policies disclosed in Note 2, and for such internal control as management determines is necessary to enable the preparation of financial information that is free from material misstatement, whether due to fraud or error.

In preparing the financial information, management is responsible for assessing the Office's ability to continue as a going concern, disclosing, as applicable, matters related to a going concern and using the going concern basis of accounting unless management either intends to liquidate the Office or to cease operations, or has no realistic alternative but to do so.

Those charged with governance are responsible for overseeing the Office's financial reporting process.

Auditor's Responsibilities for the Audit of the Financial Information

Our objectives are to obtain reasonable assurance about whether the financial information as a whole is free from material misstatement, whether due to fraud or error, and to issue an auditor's report that includes our opinion. Reasonable assurance is a high level of assurance, but is not a guarantee that an audit conducted in accordance with Canadian generally accepted auditing standards will always detect a material misstatement when it exists. Misstatements can arise from fraud or error and are considered material if, individually or in the aggregate, they could reasonably be expected to influence the economic decisions of users taken on the basis of this financial information.

As part of an audit in accordance with Canadian generally accepted auditing standards, we exercise professional judgment and maintain professional skepticism throughout the audit. We also:

- Identify and assess the risks of material misstatement of the financial information, whether due to fraud or error, design and perform audit procedures responsive to those risks, and obtain audit evidence that is sufficient and appropriate to provide a basis for our opinion. The risk of not detecting a material misstatement resulting from fraud is higher than for one resulting from error, as fraud may involve collusion, forgery, intentional omissions, misrepresentations, or the override of internal control.
- Obtain an understanding of internal control relevant to the audit in order to design audit procedures that are appropriate in the circumstances, but not for the purpose of expressing an opinion on the effectiveness of the Office's internal control.
- Evaluate the appropriateness of accounting policies used and the reasonableness of accounting estimates and related disclosures made by management.
- Conclude on the appropriateness of management's use of the going concern basis of accounting and, based on the audit evidence obtained, whether a material uncertainty exists related to events or conditions that may cast significant doubt on the Office's ability to continue as a going concern. If we conclude that a material uncertainty exists, we are required to draw attention in our auditor's report to the related disclosures in the financial information or, if such disclosures are inadequate, to modify our opinion. Our conclusions are based on the audit evidence obtained up to the date of our auditor's report. However, future events or conditions may cause the Office to cease to continue as a going concern.
- Evaluate the overall presentation, structure and content of the financial information, including the disclosures, and whether the financial information represent the underlying transactions and events in a manner that achieves fair presentation.

We communicate with those charged with governance regarding, among other matters, the planned scope and timing of the audit and significant audit findings, including any significant deficiencies in internal control that we identify during our audit.

St. John's, Canada
September 29, 2025

Doane Grant Thornton LLP

Chartered Professional Accountants

Office of the Auditor General
Province of Newfoundland and Labrador
Supplementary Financial Information

Year Ended March 31 2025 2024

Assets

Current

Accounts receivable	\$ 9,336	\$ 651
Prepays	<u>107,843</u>	<u>123,087</u>
	<u>\$ 117,179</u>	<u>\$ 123,738</u>

Liabilities

Current

Vouchers payable	\$ 6,729	\$ 1,698
Accrued paid/annual leave	1,379,868	1,326,967
Accrued payroll	106,011	69,684
Accrued overtime	18,480	17,996
Accrued severance pay	<u>51,040</u>	<u>51,040</u>
	<u>\$ 1,562,128</u>	<u>\$ 1,467,385</u>

Basis of accounting (Note 2)

Auditor General

See accompanying notes to the financial information.

Office of the Auditor General
Province of Newfoundland and Labrador
Schedule of Expenditures

Year Ended March 31	2025	2025	2024
	<u>Actual</u>	<u>Original Budget</u>	<u>Actual</u>
Total Expenditures			
Salaries	\$ 6,195,948	\$ 6,814,200	\$ 5,538,266
Employee benefits	185,826	167,300	187,893
Transportation and communications	80,672	123,500	69,928
Supplies	84,708	84,000	124,329
Professional services	471,473	1,370,100	531,000
Purchased services	516,847	684,900	261,689
Property, furnishings and equipment	337,318	50,100	51,874
	\$ 7,872,792	\$ 9,294,100	\$ 6,764,979
Revenue- Provincial	(3,077)	-	(1,922)
Net expenditures	\$ 7,869,715	\$ 9,294,100	\$ 6,763,057

Basis of accounting (Note 2)

See accompanying notes to the financial information.

Office of the Auditor General
Province of Newfoundland and Labrador
Schedule of Gross Expenditures and Unexpended Balances
Year Ended March 31

	2025	2024
Original budget estimates (net)	\$ 9,294,100	\$ 8,800,600
Less: estimated statutory payments	<u>(196,900)</u>	<u>(183,200)</u>
Total appropriation	<u>9,097,200</u>	<u>8,617,400</u>
Total net expenditure	7,869,715	6,763,057
Less: statutory payments	(199,762)	(195,840)
Add: revenue less transfers and statutory payments	<u>3,077</u>	<u>1,922</u>
Total gross expenditure (budgetary, non-statutory)	<u>7,673,030</u>	<u>6,569,139</u>
Unexpended balance of appropriation	<u>\$ 1,424,170</u>	<u>\$ 2,048,261</u>

See accompanying notes to the financial information.

Office of the Auditor General
Province of Newfoundland and Labrador
Notes to the Financial Information

March 31, 2025

1. Nature of operations

The Auditor General Act, 2021 creates the Office of the Auditor General to assist in carrying out the duties prescribed. The Act appoints the Auditor General as the House of Assembly's independent legislative auditor of Government, its departments, agencies of the Crown, and Crown controlled corporations. The Auditor General reports to the House of Assembly, on significant matters which result from the examination of these entities.

2. Summary of significant accounting policies

This financial information has been prepared in accordance with the accounting policies set out below.

Basis of accounting

The Supplementary Financial Information is prepared on the accrual basis of accounting. The Schedule of Expenditures and the Schedule of Gross Expenditures and Unexpended Balances are based on the modified cash basis.

Assets and liabilities

Assets and liabilities are recorded on a basis consistent with the policies used in preparing the Public Accounts of the Province of Newfoundland and Labrador. Direct liabilities and convertible assets such as amounts receivable are reported on the Supplementary Financial Information on an accrual basis.

Capital assets

Capital asset acquisitions are charged as budgetary expenditures and are expensed in the year of acquisition on the Schedule of Expenditures. Capital assets are not reported on the Supplementary Financial Information but are reported in the Public Accounts of the Province of Newfoundland and Labrador.

Revenue recognition

Effective April 1, 2015, the Office of the Auditor General no longer invoices for its audit services.

Operating expenses

Expenses are recorded on the modified cash basis as payments are made on the Schedule of Expenditures. Accrued leave, overtime, and payroll are recorded on the Supplementary Financial Information on the accrual basis of accounting.

Office of the Auditor General
Province of Newfoundland and Labrador
Notes to the Financial Information
March 31, 2025

2. Summary of significant accounting policies (cont'd.)

Severance pay

Up to and including the 2018 fiscal year, severance pay was accounted for on an accrual basis and calculated based upon years of service and current salary levels. The right to be paid severance vested with non-unionized employees and management upon nine years or more of service, and accordingly no provision was made in the accounts for employees with less than this amount of continuous service. The amount was payable when the employee ceased employment with the Province.

Effective March 31, 2018, there was no further accumulation of severance for unionized employees. Unionized employees with one or more years of continuous service, to a maximum of 20 years, were entitled to severance pay and could decide the manner and timing in which it is paid out. Severance for all unionized employees was paid out during the 2019 fiscal year.

Effective June 1, 2019, there was no further accumulation of severance for non-unionized employees and management. Non-unionized employees and management with one or more years of continuous service, to a maximum of 20 years, were entitled to severance pay and could decide the manner and timing in which it is paid out. Severance for non-unionized employees and management is calculated based upon years of service and current salary levels as at May 31, 2018. The remaining balance relates to employees who had not elected to have severance paid out up to March 31, 2025.

Sick pay

Effective for the year ended March 31, 2021, the government began using an actuary to estimate the accrued sick leave liability for the Consolidated Revenue Fund, which also includes the liability related to the Office of the Auditor General. As a result, the accrued sick leave liability related to the Office of the Auditor General is no longer available to be disaggregated. The Office of the Auditor General's accounting policy is to no longer record the accrued sick leave liability in its financial information.

Income taxes

The Office of the Auditor General is not subject to Provincial or Federal income taxes.

3. Commitments

The Office has entered into agreements for the lease of office space and equipment requiring payments as follows: 2026 - \$570,318, 2027 - \$568,168, 2028 - \$566,693, 2029 - \$566,693, 2030 - \$565,268, and thereafter - \$2,349,346.

Office of the Auditor General
Province of Newfoundland and Labrador
Notes to the Financial Information
March 31, 2025

4. Employee future benefits

Under the Auditor General Act, 2021, all persons employed in the Office of the Auditor General are employees for the purposes of the Public Service Pensions Act, 2019, and are entitled to all the benefits under that *Act*. No pension or other post employment future benefit expenditures have been recorded in this financial information.

Pension liability and group life and health insurance liability are recognized in the Public Accounts for all public servants. Pension expense and group life and health insurance expense for public servants are also reported in the Public Accounts under the Consolidated Fund Services. The Province matched the contributions of public servants and these expenses are recorded under the Consolidated Fund Services.

**House of Assembly Management Commission
Briefing Note**

Title: Appointment of Auditor

Issue: Appointment of auditor for the House of Assembly & statutory offices for the fiscal year ended 31 March 2025.

Background:

- Pursuant to subsection 43(2) of the *House of Assembly Accountability, Integrity and Administration Act (HOAAIAA)*, the Management Commission must appoint an auditor of the accounts of the House of Assembly and Statutory Offices before the end of each fiscal year, upon recommendation of the Audit Committee.
- In correspondence dated March 26, 2026, the Audit Committee recommended to the Commission that the Auditor General be appointed as the auditor, pursuant to paragraph 23(7)(b) of the *HOAAIAA*.
- Should the Commission not appoint an auditor before the end of the fiscal year:
 - a) The auditor for that fiscal year defaults to the Auditor General (subsection 43(5) of *HOAAIAA* refers); and
 - b) The Speaker must report to the House that the Commission has not appointed an auditor (subsection 43(4) of *HOAAIAA* refers).

Analysis:

Legal Consultation:

Not applicable

Internal Consultation(s):

Not applicable

External Consultation(s):

Not applicable

Comparison to Government Policy:

Not applicable

Financial Impact:

Not applicable

Legislative Impact:

Not applicable

Options:

- Approve appointment of the Auditor General, as recommended by the Audit Committee, to audit the accounts of the House of Assembly and Statutory Offices for the fiscal year ended 31 March 2026.

Status:

- Recommendation of the Audit Committee to appoint the Auditor General as auditor for the fiscal year ended 31 March 2026, pursuant to subsection 43(2) of the *HOAAIAA*, remains outstanding.

Action Required:

Proposed motion:

- Commission directs, pursuant to subsection 43(2) of the *House of Assembly Accountability, Integrity and Administration Act*, that the Auditor General of Newfoundland and Labrador be appointed to audit the accounts of the House of Assembly and the Statutory Offices for the fiscal year ended 31 March 2026.

Drafted by: B. Russell
Date: March 27, 2026

Approved by: K. Hawley George, KC

Attachments:

1. Letter from the Audit Committee to the Speaker.



March 26, 2026

Honourable Paul Lane, MHA
Speaker
Chair, Management Commission

Speaker Lane,

Under section 43 of the *House of Assembly Accountability, Integrity and Administration Act*, the Commission is required to appoint an auditor, on recommendation of the Audit Committee, to audit the accounts of the House of Assembly and statutory offices.

At its meeting on March 26, 2026, the Audit Committee considered this matter and recommends to the Management Commission that the Auditor General be the auditor for the House of Assembly and statutory offices for the fiscal year ending March 31, 2026.

Regards,

A handwritten signature in black ink, appearing to read 'Riley Balsom', written over a horizontal line.

Riley Balsom, MHA
Chair, Audit Committee